



Volume 15, No. 3

*The Veteran*

January - March, 2002

**C.W.V.H.A. Officers**

**President**

Howard A. Hoffman  
3491 Linden St.  
Bethlehem, PA 18017-1922  
militaryamerica@email.msn.com

**Recording Secretary**

Dan M. Mitchell  
874 S. Lakehurst Drive  
Franklin, IN 46131  
dmitch874@aol.com

**Treasurer**

Dave Aeberli  
P. O. Box 811  
Mars, PA 16046-0811  
dla238@zbzoom.net

**Editor & Distribution**

George G. Kane  
123 Springfield St  
Chicopee, MA 01013-2627  
gkane1@prodigy.net

**Printing**

Harry A. Seifert  
1928 Oak Tree Drive East  
Kettering, OH 45440-2410

**Contributors**

Jan Preston -- Ron Erwin  
Peter Bertran -- Rance Hulshart  
George Finlayson - Jeff Dygert

**The Grand Army Club of Massachusetts  
by George G. Kane**

The Grand Army Club was a social society within many departments of the Grand Army of the Republic. The main purpose for the existence of these clubs was to coordinate and acquire transportation, entertainment and housing for non-delegate G.A.R. members, their family and friends at the annual G.A.R. National Encampments. Delegates to the National Encampments had their expenses paid for by their department. The departments did not pay for wives or other family members. Many G.A.R. veterans attended these encampments for the socializing. At the turn of the century it was impractical to visit old army buddies, especially when many were scattered throughout the country. Many regimental associations held their reunions during the G.A.R. National Encampments. Other civil war societies planned their encampments

for the same time period. Some non-civil war societies held their reunions directly before or after the G.A.R. encampments. Postal Carriers held their national convention in the same city, immediately following the G.A.R. Many of their members, due to soldiers preference laws, were also G.A.R. veterans. The veterans were able to attend two reunions for the price of one round-trip ticket.

The most visible of all the Grand Army Clubs was from the State of Massachusetts. The Department of Massachusetts was very strict in its uniform regulations. The department tried to limit the number of



**The President's Message**

By Howard A. Hoffman

Happy New Year Comrades

Let us all hope that greeting holds true in the coming year! Our country has sustained a great loss in the past year, but in the spirit of past Americans we have pulled together and have shown the world that "Awakening the sleeping Giant" is not the smartest thing to do. As spring approaches we look forward to the new life in our gardens and flower beds along with meeting new and old friends at Mansfield. Hope to see everyone there. Let us all offer "God Bless America" (not one but all Gods). See you in Mansfield

Howard

**Treasurer's Message - Dues**

Dues are payable May 5th of every year. Printing and postage costs have skyrocketed in the past few years. Previously we have carried unpaid members for several issues. This is no longer possible if we are to keep the dues at \$15.00. The mailing label displays the membership # and Volume paid for. Refer to the label if you are unsure of your status. A membership application is retrievable at: <http://pages.prodigy.net/gkane1/> or from the Editor. An application will be mailed with every #4 issue of each year.

When paying dues, please include your membership number on your check and application. Changes in address should be sent promptly to the Editor. This will save on the cost of re-mailing the newsletter.

Dave Aeberli

**Table of Contents**

The Grand Army Club of Massachusetts .....	25, 31
President's, Treasurer's, & Editor's Messages .....	26
UVL Officer Badges, II .....	27
Press Photos .....	28, 29
Ribbon Restoration .....	30
Veterans in Cyberspace .....	31
Union Veteran Army Enameled UVL membership pin .....	32
Member Submissions .....	33
WRC Membership and Officer Badges .....	34
Confederate Corner # 26: Nathan Evans Medal .....	35
More GAR Magazine Cover Art Union Veteran League .....	36

**Editor's Message**

by George G. Kane

Last issue, I misnumbered the pages of the newsletter 1-12 instead of 13-24. In this issue we return to the consecutive annual page numbering, 25-36.

In the last few issues, I have been revealing my research on GAR membership badges. I had hoped to continue this exploration of variances in this issue, but I was unable to acquire good photo or scan copies of the badge variances I was studying and which had been reported to me by a number of members. I hope to continue these articles with the next issue.

A number of members sent me articles and photos over the last couple of months. A number of those submissions are in this issue. I may not use everything that is sent to me, but I appreciate the time members spend in collecting information and mailing it to me.

E-bay, the internet auction giant, has increased its fees. This is surprising considering the noticeable decrease in bidding since Christmas. Will this slow the market even more?

**The Veteran**

*The Veteran* is published quarterly and is the official publication of the Civil War Veterans Historical Association. All articles, photographs, and art is copyrighted, 1996. All rights reserved.

Nothing may be reprinted or copied without permission of the C.W.V.H.A.

Articles may be submitted either in typewritten form or electronically (e-mail or disk) MSWord, or Excel are the preferred software choices.

All materials will be returned. If you have questions, please call George Kane at 413-592-2166.

Postal and e-mail addresses are listed on the front page.

**UVL Officer Badges, II**

by George G. Kane

In the July issue of The Veteran, I dabbled in speculation on UVL Officer badges. In a picture of William Patton Griffith, I identified his badge as the Senior Vice National Commanders' Badge. I gave the same designation to the badge submitted by Everitt Bowles (below). Unfortunately the badges were National Commander Badges and not the Senior Vice National Commander Badge. Griffith was the National Commander of the UVL in 1912 and the SVC in 1911.



GAR Commander-in-Chief Badges had four stars while the GAR SVC had only three stars. I assumed the UVL used the same rank strap designations and we all know the problem with assumption.

I recently acquired a copy of "Rules and Regulations for the Government of the Union Veteran Legion of the United States and Rules of Order of the National Encampment, 1886". Within the 36-page pamphlet are the correct rules for badge display by UVL Officers.

In the UVL, there were no departments, so officer badges were issued only to Encampment officers and National officers. Remember, the term "encampment" in the UVL was the designation of the UVL local unit, which was similar to the GAR Post.

The pendant of both Encampment and National officer badges was a five-armed star similar to the Legion of Honor star. The pendant was to be made of bronze. I have encountered a few of these stars that were silver plated.

The ribbon of the officer badges was to be red, white and blue vertical striped for the National officers and

solid red for the Encampment officers. The ribbon was to measure 1½ inches from the bottom of the rank strap to the top of the pendant ring and 1¼ inches in width.

The miniature rank straps of these badges was to have a black field for National and dark blue for Encampment. The rank strap was to measure 1½ by ½ inches with a border one-sixteenth of an inch in width of gold or gilt. The insignia of the official position in the UVL was to be centered on the rank strap as follows:

**National Officers**

- National Commander ..... three silver stars
- Senior Vice National Commander ..... two silver stars
- Junior Vice National Commander ..... one silver star
- Official Staff of the National Commander ... one gilt star
- Chaplain-in-Chief ..... two silver stars and cross
- Adjutant General ..... one silver eagle
- Aides-de-Camp ..... one silver eagle
- Advisory Committee (on state of UVL) .. silver letters A.C.



**National Chaplain-in-Chief & Encampment Surgeon**

photos courtesy of Rance Hulshart

**Encampment Officers**

- Colonel Commander ..... one silver eagle
- Lieutenant Colonel ..... silver leaf
- Major ..... gilt leaf
- Adjutant ..... one gilt bar
- Quartermaster ..... one gilt bar
- Chaplain ..... one small silver cross
- Surgeon ..... gilt leaf
- Officer of the Day ..... two gilt bars
- Officer of the Guard ..... vacant field
- Sgt. Major & QM Sgt. & Color Bearer..... stripes of service

Hopefully this will clear up any misconceptions I may have implied in my first UVL Officer badge article.

### Press Photos


By George G. Kane

One of the more unusual GAR collectibles is the Press Photo. Early in the Twentieth Century, photos replaced drawings and engravings in newspapers throughout the country. Most newspapers couldn't afford to have photographers throughout the nation, never mind the world. The newspapers could purchase current event photographs from national photo agencies. These agencies had a small stable of photographers, but purchased most of their stock from local independent cameramen. The photos were large glossy black and white or sepia pictures. Civil war veterans became popular subjects for the press photo. Most were shots of veterans in parades, dedicating monuments, rubbing elbows with celebrities or attending funerals. The photo below is a 6"x8" b&w photo of Governor (KS) Alf Landon, the 1936 Republican Candidate for President, shaking hands with 90-year old civil war veteran, W. P. Allred of Corydon, Iowa. The old vet is wearing his GAR lapel pin, a Landon / Knox sunflower campaign



button and on his left breast pocket, a rank strap (eagle) without the ribbon and star pendant of a GAR officers badge. The reason I have all this information is

because the agency glued a copy of the news story to the back of the photo. The last line of the story copy demands that "Your credit line must read "Acme"".



*Allred, W.P.*

The story line, printed on teletype paper, partially covers a rubber stamp proclaiming "photo by Acme Newspictures, Inc.". The stamp more gently asks to "Please Credit "Acme"", and lists some legal points as to its usage by the buyer.

In the 1950's, television brought not only entertainment, but news directly into the homes of Americans. Consequently, many of these photo agencies folded, selling off large portions of their archives. Although many press photos were sold or donated to institutions for their preservation, a large number found their way into the collector market. On the following page are a few press photos featuring GAR veterans::

**Row 1:** (a) William H. Brown, aged 90, recreates his memories of the battle of Gettysburg for his fellow vets on Memorial Day, 1931




(b) Boy Scouts help an elderly GAR vet cross the street.

**Row 2:** (a) A GAR veteran, his chest festooned with medals, lights his pipe after marching in the 1924 GAR National Encampment Parade in Boston, Massachusetts.

(b) GAR members of Abraham Lincoln Post # 11 of Charlestown, MA, assemble for a Memorial Day parade.

**Row 3:** (a) Members of Sedgwick Post # 8 of Brattleboro, VT get ready for a 1920's parade.

(b) A 1940's GAR Mass. encampment with SUV help.



## Ribbon Restoration

by Jan Preston

Often during our collecting endeavors we come across a ribbon which has suffered various degrees of harm during storage over the years. Two of the most common problems are ribbons that exhibit curling or creasing (figure 1) and ribbons which have splits in the material. Many times curls and creases can be minimized (figure 2) or even eliminated, by use of a iron. The iron should



(Fig. 1)




(Fig. 2)

be set at its lowest setting and passed back and forth over the back of the ribbon in a smooth, continuous flow. Do not allow the iron to dwell in any one spot very long, as you could burn and/or discolor the material.


Repairing splits, tears and fraying of ribbons in order to reinforce them, to prevent further damage and to make them more visually appealing can be accomplished with the use of pressure sensitive acid free archival tape. The damaged area to be repaired is pushed together, lined up correctly and then covered with the appropriate length of tape which is then burnished gently, working the adhesive into the ribbon material. The repairs should be made from the rear so that they do not show during display of the ribbon.. At no time should masking tape, scotch tape or other similar tapes be used, as they

contain acid in the adhesive which will attack and discolor the ribbon, blurring any detail.

Archival tape comes in dispenser boxes (figure 3 & 4)



(Fig. 3)



(Fig. 4)

which contain 30 feet and should be available at professional framing shops or art stores. Many art stores will sell you small strips of this tape. Most collectors don't really need 30 feet of archival tape. There are two types of archival tape, the difference being in the adhesive. One is self-adhesive and the other requires water. The gummed type is similar to a postage stamp that is licked or wet sponge applied. The self-adhesive tape has cellophane over the adhesive, which needs to be removed before being applied to the ribbon. Ribbon collectors should probably stick with the self-adhesive linen type. The gummed type will add water to the ribbon with unknown consequences. Two companies that supply the tape are: Lineco Inc. Holyoke, MA 01041 and Neschen Corp. 2201 Brentwood Rd, Suite 114, Raleigh, NC 27604. An acid free paper tape is also available for repairs to documents.

## The Grand Army Club of Massachusetts

(continued from front page)

badges a member could wear on his uniform. At department encampments, Bay State delegates could only display their membership badge, any officer badges and the department badge. The Department did not issue any delegate or committee badges for their annual state encampments. Although many Massachusetts GAR Posts issued post badges, none were worn at the department encampment.

Considering the strict department rules on badges, it is very strange that The Grand Army Club of Massachusetts, not only issued ribbons for the different



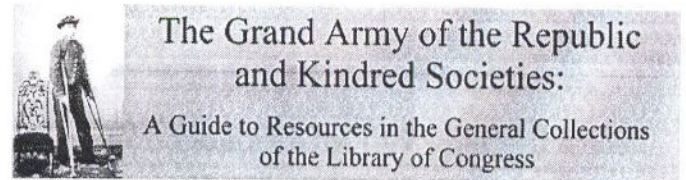
GAC National Encampment Ribbons 1902 & 1905

national encampments, but they also issued a membership badge (see front page). Pamphlets in the Massachusetts State Library show that the GAC also issued histories of each encampment journey, complete with itinerary, trip photos and a list of participating members. Most of the ribbons for the Mass. Grand Army Club were in the 1895-1906 time period. This was also the period that the national encampments saw their largest attendance. The 1897 encampment in Buffalo, NY was the largest crowd to attend a GAR encampment.

## Veterans in Cyberspace

by George G. Kane

Many years ago I discovered that the Library of Congress (LOC) had a search aid for Grand Army of the Republic research. For years I tried to acquire a copy of this reference work. In June of 2001, the LOC created a page on their website for this reference guide.



The web site address is <http://www.loc.gov/rr/main/gar/>. The site has an introduction, a bibliography and four sections and an appendix:

**1. General Works.** A listing of histories of the GAR, GAR song books, National monument dedication pamphlets, rules books. Basically anything that can't be categorized as pertaining to national encampments, department works or Allied orders.

**2. National Encampments.** Consists mainly of a list of national encampments with city and dates and a bibliography of these encampments.

**3. State Encampments.** Bibliography of department encampment journals held by the LOC. Post histories and rosters in the library are also listed.

**4. Auxiliary and Allied Organizations.** This is a bibliography of books and other media held by the library pertaining to the WRC, LGAR, DUVCW, and the SUVCW. The auxiliary of the SUVCW and the DGAR are not listed.

**Appendix. Post Lists by Department.** The web site doesn't reference the source for this section, but with the sources available at the LOC, I was hoping that the lists would be virtually complete. I was wrong again. These lists suffer from the "One Number, One Post" error. If a department has 230 numbered posts, then only one post can be listed for every 230 numbers. In GAR history, posts came and went. Some departments renumbered their posts more than once. Posts were transferred between departments. Researching post numbering in Oklahoma and Indian Territory is an absolute nightmare. Some of these posts had been renumbered up to five times in four departments. IT posts belonged to Kansas, Arkansas, Texas, Oklahoma, Indian Territory and Oklahoma, a second time.

I found five posts I didn't have in my database. This is an interesting, but flawed site.

## Union Veteran Army

by George G. Kane

The *Grand Army Journal*, a newspaper published in Utica, NY by the G.A.R. Department of New York, has printed just below its masthead "*Devoted to the interest of the GAR, S of V, WRC and UVA of the Department of New York*". Its April 7, 1888 issue has two sections on the UVA. The first is a listing of the national officers of this organization and includes a drawing of the UVA membership badge.

### UNION VETERAN ARMY.



#### National Officers.

Commander-in-Chief—

D. B. LONG, Elsworth, Kansas.  
 F'st L.C.—J. P. J. Howard, Brooklyn, N.J.  
 Sec. L.C.—G. F. Little, Junction, City, Kan.  
 Surg. Gen.—N. Monroe, Boston, Mass.  
 1st A. S. G.—Wm. Reed, Kanopolis, Kan.  
 2d A. S. G.—G. W. Beggs, Souix City, Ia.  
 Q. M.—J. R. Wilson, Jersey City, N. J.  
 J. Adv.—J. O. Chapman, Trenton, N. J.  
 Chap.—S. L. Fisher,  
 Asst. Chap.—Rev. A. N. See, Topeka, Kan.  
 Adj. Gen.—Geo. Seegmiller, Ellswr'th, Ks.  
 Chief Aide—G. Pape, Jersey City, N. J.

The badge appears to resemble the Wilson's Cavalry Corps badge and the star pendant of the GAR membership badge. The star pendant has the profile of a bearded military officer in the center. The picture is so crudely drawn that the figure is unidentifiable.

In this issue, the *Journal* also printed General Order No. 2, issued from the UVA headquarters in Ellsworth, Kansas, March 19, 1888. The order appointed two members as East and West (of the Mississippi River) Division Commanders. The local units of this group are described as "Regiments". The rest of the order is devoted to recruitment strategy. A small paragraph towards the end identifies the UVA's *raison d'être*:

"A "Service Pension" must and shall be secured for every defender of our Country's Flag. To do this organization is necessary". Obviously, the enactment of legislation creating a universal pension for Union soldiers was the ultimate goal of this society.

## Enameled UVL Membership Pin

By George G. Kane

Below is an enameled Union Veteran Legion membership pin flanked by the standard UVL pin. Other than



### Enameled and Standard Membership Pins (200%)

the shield shape, its amazing how different these two pins are. The pin on the left was probably a jeweler's copy of the standard. The pin has red, white, blue and gold enamel. The first notable difference is the outside border. The standard pin has 31 stars surrounding the inner shield. The jeweler's piece has a red enamel background with the dates 1861-1865 printed in gold at the top of the border. On the left side of the shield is printed in gold, "THREE YEARS" and on the right "VOLUNTEERS", separated by a star at the point. On the standard pin, the interior shield has the dates 1861-1865 at the top. In the middle are the letters "UVL", with the "V" twice as large as the other two letters. The center of the jeweler's copy has a white enameled background except on the background between the letters, which is blue. The initials "UVL" are intertwined so that none of the letters completely covers



### UVL enameled monogram (400%)

another letter. The three outer points of the shield are noticeably rounded-under while the standard pin has little curvature at these points.

The enameled pin was probably a special order at the local jeweler by a UVL member or encampment. It was probably worn only at non-UVL functions. I doubt the UVL would sanction a pin with so many variations to its standard membership pin.


**Member submissions**

by **George G. Kane**

A number of members have submitted photos of selections from their collections. Here are a few:

**George Finlayson**

Dr. Finlayson describes the photo as a collection of 30 reunion ribbons and card tags for the 164th Ohio Volunteer Infantry, covering the years from 1885 - 1916. The reunions were held in Akron, Cedar Point, Attica, Republic, Tiffin and Silver Lake, to name a few Ohio locations. The 164th was organized at Camp Cleveland in May 1864 for 100 days service. It was composed of the 49th Regt. ONG from Seneca County and the 54th Battalion ONG from Summit County. The regiment defended Washington, DC in Forts Smith, Strong, Bennett, Haggarty and others. Only 10 men were casualties during the war leaving the vast majority available for reunions in Ohio after the war.



Other members who are interested in the 164th Ohio should contact the doctor. If other members can fill in the spaces, maybe a pamphlet similar to the 7th Penn. Cavalry pamphlet illustrated in the last issue can be produced for this Ohio unit.

**Jeff Dygert**

Jeff submitted this framed advertisement piece entitled "Old Comrades" The ad is for pipe tobacco. The headless seated veteran holds a large bag of tobacco with the name "Dukes Mixture" printed on the front of

the bag. A subtitle above the hand and bag pronounces "Two Veterans". The veteran holds a smoking pipe in his right hand. A tightly buttoned uniform blouse has a GAR membership badge on the left breast. A watch chain hangs below the blouse. Duke was a popular



tobacco brand in the late 19th and early 20th century. Duke also issued collector cards of civil war generals and major league baseball players

**Ray Thompson**

Ray describes the picture below as a leather post card (standard size) from the G. A. R. National Encampment at Toledo, Ohio in 1908. All the scrolls, wording, and the G.A.R. membership badge were burnt into the leather and then hand painted in red, white and blue. The flag is the type found on GAR membership badges and is glued on.



**WRC Membership and Officer Badges**

by Ron Erwin

The Woman's Relief Corps was the premier auxiliary of the Grand Army of the Republic. Unlike the Ladies of the G.A.R., the WRC did not require a relationship to a civil war veteran for admission into the organization, but only the desire to render aid and assistance to civil war veterans and their families. The women of the WRC distributed money to needy GAR members and their families, aided in the veterans search for employment, visited the sick, and performed other charitable acts.

Like the GAR, the WRC has a membership badge.



**WRC Membership & Corps President Badges**

The badge consists of a pinbar with the entwined letters "FCL" (Fraternity, Charity and Loyalty), a ribbon and a Maltese cross pendant with "Woman's Relief Corps 1883" on the arms of the cross, and the GAR logo of the goddess of liberty, soldier and sailor clasping hands and a kneeling woman with child. The logo symbolizes the three virtues of the WRC (and GAR) principles, Fraternity, Charity and Loyalty.

WRC office holders had the name of their office on the pinbar in lieu of the entwined FCL. The color of the ribbon varies depending on the office held by the wearer. Rank and file members wore a red, white and blue vertical striped ribbon, while officer ribbons wore a solid color. The color indicated whether the officer was corps (blue), department (red) or national (buff yellow). Corps is the local unit of the WRC, similar to a GAR Post or a SUCVW Camp. A shield-shaped drop from the pinbar with entwined FCL indicated that the office

was a "Past" honor. A gold shield implied a national office, silver for department and bronze for a corps.



**WRC National Aid & Past Nat'l Aid Officer Badges**

I have in my collection of WRC badges the following offices:

- |                 |                     |
|-----------------|---------------------|
| President       | SV President        |
| JV President    | Executive Board     |
| Inspector       | Treasurer           |
| Chaplain        | Conductor           |
| Asst. Conductor | Secretary           |
| Council         | Color Bearer        |
| Aid             | Special Aid         |
| Guard           | Asst. Guard         |
| Musician        | Director Home Board |
| Press           |                     |

The Woman's Relief Corps "Red Book" suggests that these appointed offices might also have appropriate pinbars:

- Patriotic Inspector
- Relief
- Auditing
- Home and Employment

Should anyone reading this article know of an office pinbar not on this list or whether any of the four noted in the "Red Book" above actually exist, please contact me at 8 Flamingo Dr., Rochester, NY 14624 or call (716) 247-7587.



**CONFEDERATE  
CORNER # 26**  
by  
**Peter Bertram # 244**  
P.O. Box 451421  
Atlanta, GA 31145-1421  
peterbat@aol.com

This flag logo is the 10th Louisiana Infantry Regiment. It was assembled at Camp Moore, Louisiana, during June and July of 1861 and mustered into Confederate service "for the war" on July 22nd. Wearing Zouave uniforms, the regiment had several nationalities represented, most notably Greeks, Italians, and Spaniards. In April of 1862, the regiment totaled 595 men. In April of 1865 they surrendered 4 officers and 13 men at Appomattox, having served the Army of Northern Virginia with honor and distinction in some 37 engagements.


**A CONFEDERATE WAR TIME MEDAL**

The Confederate Government issued no medals during the war. While frequently listed in the wartime category, the "Southern Cross of Honor" (1900), "New Market Cross of Honor" (1904), and the "Immortal 600" badge (1906), were not wartime badges! The wartime medals and badges that are known seem to have all been private issues with one medal awarded by the State of South Carolina. Here is its story.



**NATHAN EVANS  
MEDAL**

Courtesy of  
**THE MUSEUM  
OF THE  
CONFEDERACY**  
Photography by  
Katherine Wetzel



**DESCRIPTION:** The General Nathan Evans medal:  
1 pc (gold MEDAL); 51mm

**OBV:** The center design is a solitary palmetto tree with landscape in foreground, a bundle of arrows and a solitary broken branch at the base of the tree. Around the outside edge are the raised letters:

\*ANIMIS \*OPIBUSQUE \*PARATI

**REV:** raised text: AWARDED/BY A/CONCURRENT RESOLUTION/OF THE/GENERAL ASSEMBLY OF THE/STATE OF SOUTH CAROLINA/TO/ BRIGADIER GENERAL /NATHAN GEORGE EVANS/FOR/CONSPICUOUS GALLANTRY/AT/ LEESBURG, VA. /1861.

**MFG:** James Allan & Company of Charleston, SC.


**COMMENT:** Captain Nathan George "Shanks" Evans, South Carolina native son, played a key role in the Confederate victory at 1st Bull Run as commander of a small brigade. He was promoted to Colonel and by October of 1861 was in command of Confederate troops positioned at Leesburg, Virginia. On October 21st, 1861, Union General C. P. Stone authorized Col. E. Baker to move against Confederate forces opposing the Potomac River crossing fords near Poolesville. Evans intercepted, then ambushed and decimated Baker's command (Union losses 921 men vs. Confederate losses of 149). Evans was given the Confederate Thanks of Congress and promoted to Brigadier General. Anxious to honor one of their own, the South Carolina General Assembly commissioned this medal for General Evans. This specimen in gold is in The Museum of the Confederacy and is in a purple velvet case with a silk lining. A silver specimen is rumored and a bronze specimen is known to exist.

**Sources:**

-Flag Logo -Crute, Joseph H. Jr; Emblems of Southern Valor - *The Battle Flags of the Confederacy*; Harmony House; Louisville, KY; 1990  
-Sifakis, Stewart; *Compendium of the Confederate Armies*. Louisiana: Facts on File, Inc; New York, NY; 1995

-Nathan Evans Medal -Gregg S.Clemmer; *Valor in Gray*; Hearthside Publishing Co; 1996 -Mark M. Boatner III; *The Civil War Dictionary*; David McKay Co;

**New Reference Booklet:**  
**FAKE CONFEDERATE  
ID DISCS**  
By  
**Peter Bertram**



Illustrates in detail eight fake "coins" engraved to look like Confederate ID discs. The text describes what's wrong with them so you'll know what to look for.

5-1/2 x 8-1/2 paper cover; 14 pages; illus B&W; release date April 15th; \$5.00 (postage included).

## More GAR Magazine Cover Art

by George G. Kane

I recently purchased the May 28, 1944 edition of The American Weekly. The magazine is 10 1/4" X 15" and



is printed on newsprint. The cover art was painted by Joe Little. A bearded GAR veteran wears a GAR membership badge and a GAR national encampment badge. Unfortunately, the encampment badge appears to be a figment of the artist's imagination. The artist tried to conceal his lack of GAR badge knowledge by hiding part of the badge behind the steering wheel. His lapel sports what appears to be a GAR lapel pin with Mickey



Mouse ears or a clover like 2nd Corp pin with only the right and top sections painted with red enamel. The veteran is wearing a campaign hat with a GAR hat wreath. His suit coat appears to be GAR regulation. The old man's large hands shroud a cane, obscuring any details. The magazine only came with the cover. I don't know if a Memorial Day story was included in this issue.

## Union Veteran League

by George G. Kane

Yet another Union Veteran organization is the Union Veteran League. There isn't much information on the internet on this group. One site claims that Augustus P. Davis, founder of the Sons of Veterans, was also a founding member of the Union Veteran League. A few other sites claim membership in Ohio, Illinois and Pennsylvania. The sites were genealogical with the ancestor being described as a member of various fraternal organizations, among which were the Union Veteran League. Below are two state encampment ribbons for the League. (I am hesitant to use the initials, U.V.L., so not to confuse the League with the Union Veteran Legion). The two ribbons are delegate badges for the first two League conventions for the state of Nebraska. The first was held in 1894 at Grand Island, Nebraska and the second was held in 1895 at Fremont Nebraska. Anyone with any knowledge of this society, please contact the editor so we can share it with the rest of the membership.

