



Volume 14, No. 4

The Veteran

April - June, 2001

C.W.V.H.A. Officers

President

Howard A. Hoffman
3491 Linden St.
Bethlehem, PA 18017-1922
choffman@enter.net

Recording Secretary

Dan M. Mitchell
874 S. Lakehurst Drive
Franklin, IN 46131
dmitch874@aol.com

Treasurer

Dave Aeberli
P. O. Box 811
Mars, PA 16046-0811
dla238@zbzoom.net

Editor

George G. Kane
123 Springfield St
Chicopee, MA 01013-2627
gkane1@prodigy.net

Printing & Distribution

Harry A. Seifert
1928 Oak Tree Drive East
Kettering, OH 45440-2410


Contributors

Tom McCrory
Noel Preston
Peter Bertram

Mansfield

by George G. Kane

Every year, I look forward to attending the annual Civil War Show at Mansfield, Ohio. From my home in Chicopee, MA, I travel 1,300 miles round trip to the middle of Ohio. This year I had promised myself that I would be conservative in my spending. Of course, I wasn't. As soon as I walked in the door of the main building, Jerry Sills wanted to see me right away, because he had a badge that he knew I would want. Of course, he was right. Below is the cased Gold Post Badge from Edward W. Kinsley Post #113 of Boston, Mass. that I bought from Jerry. Right off the bat, there was a deep hole



in my budget. Friday night, Julieann Brighenti's table was deluged by dealers trying to buy GAR pieces from her late husband's collection. Three badges from her and my wallet had another large hole in it. Altogether, I purchased about 25 pieces and spent just slightly less than I had the year before. So much for promises. The bargain of the show came from a dealer from Pittsburgh who was selling copies of the 1937 National Encampment Journal, still in its unopened brown mailing envelope with Senator Carl Hayden's mailing frank for \$15 each. I can hardly wait for next year's show.

The President's Message

By Howard A. Hoffman

Well the party's over; most had a great time; made some new friends, found a few new badges for home. That's what it is all about. We are growing in membership. We are about 150 strong now and about 1/3 attended the banquet and meeting on Saturday evening. Good meal and a real nice presentation by John Mullay on the 1890 Reunion in Boston. Why not start planning the trip for next year May 4-5, 2002.

There were also some outstanding displays at the show on midwest GAR items. One of our members, Jim Schmidt, won the award for best Civil War Veteran display with his "Fighting Badges". No one from the East, displaying these days! Maybe next year. Happy Collecting,

Howard

Editor's Message

by George G. Kane

During the Mansfield show, I was able to talk to Harry Seifert about the printing of *The Veteran*. Evidently, there was a misunderstanding between Harry and one of his subordinates on the printing of the newsletter. Harry has agreed to print *The Veteran*, once again. Writing, editing, printing and distributing the last issue of *The Veteran*, was very stressful for me and I hope not to do it again.

A number of "regulars" at the show were absent due to illness to themselves or their families. The absence of Everitt Bowles, Gary Dunaenko and Bill Adair left large holes in the dealer spaces.

John Mullay gave a nice presentation at the CWWHA banquet / meeting. John's slide show and narration of badges and memorabilia from the 1890 G.A.R. National Encampment at Boston was well received.

Attention Members!!

It's that time of year to renew your membership in the CWWHA. The membership year begins with the CWWHA National Encampment in May at Mansfield, Ohio. A renewal form will be attached to this issue. Please fill out the form and forward with a check for \$15 to Dave Aeberli, our Treasurer. Please put your membership number (see your mailing label) on the check. Dave's address is on the front page. Thanks. George Kane, Editor

Table of Contents

Mansfield	37
President's Message	
Editor's Message.....	38
Veterans in Cyberspace	39
Gimme That Old Time Religion	39
Union Veteran Legion	40
Ladies of the UVL	41
UVL Encampments.....	41
Blackballed!!! Blacklisted!!!	42
Confederate Corner - Stone Mountain - Part 3	44
Stevengraphs	48



The Veteran

The Veteran is published quarterly and is the official publication of the Civil War Veterans Historical Association. All articles, photographs, and art is copyrighted, 1996. All rights reserved.

Nothing may be reprinted or copied without permission of the

C.W.V.H.A.

Articles may be submitted either in typewritten form or electronically (e-mail or disk) MSWord, or Excel are the preferred software choices.

All materials will be returned. If you have questions, please call George Kane at 413-592-2166.

Postal and e-mail addresses are listed on the front page.

Veterans in Cyberspace by George Kane

The National Park Service, in partnership with the National Archives, the Genealogical Society of Utah (Mormon Church), the United Daughters of the Confederacy, and a number of other genealogical institutions, is currently building an on-line database of Civil War Soldiers and Sailors. The web site is:

<http://www.itd.nps.gov/cwss/>

The Civil War Soldiers and Sailors (CWSS) project hopes to create a database of 5.4 million Union and Confederate soldiers and sailors. The database presently holds 2.3 million soldier names from 30 states and territories. The CWSS will include histories of over 4,000 Union and Confederate units (regiments), which will be linked to soldiers' names and battle histories. Soldiers' information will also include cemeteries, Prisoner of war information, medal of honor recipients and other facts. Northern and Southern Naval personnel, presently unavailable in most databases, will also be downloaded into the CWSS database.

In 1996, the CWSS completed the first phase of the Names Index and placed 235,000 names of African American Union soldiers and 18,000 African American Union sailors on the Internet. These were completed first in order to provide the names to the African American Civil War Memorial, which recently reopened in Washington, DC.

Cyndi Howells' web page, *How To Order Military & Pension Records for Union Civil War Veterans from the National Archives*, not only provides useful information on acquiring Civil War Pension Records, but in section C-4, you can find web pages which list e-mail addresses for people who have done research or who are involved in historical study regarding specific military units which participated in the Civil War:

<http://www.oz.net/~cyndihow/pensions.htm#A>

Another web site, Library Spot, provides the last veteran of each of our countries wars. The site also provides the last veterans date of death and his age.

<http://www.libraryspot.com/listwars.htm>

This web site also provides links to sites discussing the controversy over the last Confederate. One of the links, an article by William Marvel in the February 1991 issue of *Blue and Gray Magazine*, labels almost all of the last Confederate Veterans, Frauds. The article, The Great Impostors, can be read at:


<http://www.omalco.com/marvel1.htm>

Marvel used census and pension records to debunk most of the pretenders to the title, Last Confederate.

Mr. Marvel claims the last confederate soldier was Pleasant Crump of the 10th Alabama, who died 12/31/1951. He bestows the title of last Union and Civil War soldier on Albert Woodson, a drummer boy who was also the last G.A.R. member.

Gimme That Old Time Religion by George Kane

The G.A.R. sponsored a variety of different events, from fairs to camp fires, attempting to raise money for their charitable works. So the ribbon below begs the question, Who was making money here?



Billy Sunday, the acrobatic evangelist and former professional baseball player was the most popular "fire and brimstone" preacher of his time. Although the G.A.R. readily pronounced "God and Country" in their speeches, waxed eloquently over graves on Memorial Day, and created military imagery for death's journey, they rarely sponsored religious meetings. Sunday, known more for his delivery than his message, was probably considered more entertaining than theological by the G.A.R..



Union Veteran Legion

by George Kane

The Union Veteran Legion (UVL), a Civil War Veterans society, was composed almost exclusively of GAR members. The group was organized in Pittsburgh, PA in March of 1884. The membership requirements were more rigid than the GAR. While members of the GAR needed only to have served in the Union forces at any time during the war, UVL members had to have *"volunteered prior to July 1, 1863, for a term of three years, and were honorably discharged for any cause after a service of at least two continuous years or were at any time discharged by reason of wounds received in the line of duty."* Anyone who had been drafted, served as a substitute or served in the rebel army and had switched sides, was not eligible. These requirements were more stringent to exclude veterans who had enlisted at the beginning of the war as 90-day volunteers and men who had joined late in the war when the outcome was no longer in doubt.

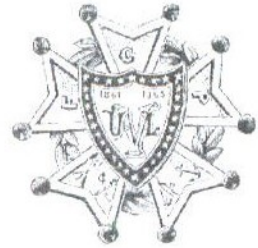
The UVL administration was different from the GAR in that there were no departments. The UVL local organization was designated an Encampment, comparable to the GAR Post. This has forever puzzled collectors who had become accustomed to the GAR use of the term for the GAR department and national reunions. The problem was compounded by the UVL who labeled their national reunions, National Encampments. The encampments reported directly to the national office.

Because of the more stringent membership requirements, the membership of the UVL was dramatically less than the GAR. The 1903 UVL National Encampment Journal reported 6,113 members. At the same time, the GAR reported 256,510 members. The number of UVL encampments never numbered more than 100 at any given time, with the largest number issued to an encampment, that I can document, was Encampment # 165 of Easton, PA. Pennsylvania and Ohio dominated this organization with over 53% of the chartered encampments residing in those two states. Encampments not from these two states tended to be in large metropolitan areas.

As far as I know, the UVL did not create a membership badge, but a shield shaped lapel pin was very popular with the membership. The design of the shield is taken from the center of the UVL logo.



UVL Lapel Pin (200%)



UVL Logo

National encampment badges of the UVL are, for the most part, plain and monotonous. Most UVL delegate badges were made up of three pieces, a hanger, red-white-blue ribbon and a pendant with the UVL logo on the obverse. The pendant was either circular or in the shape of a shield, UVL Logo, or keystone (PA). Some of these badges had a small token attached to the hanger. After 1915, these badges tended to be identical with a rectangular name hanger, a rwb ribbon and a pendant in the shape of the 5-pointed star logo. Encampment information was imprinted on the ribbon. Only the 1911 Pittsburgh badge stands out as medal art.



1911 & 1917 UVL National Encampment Badges

Badges and ribbons for the UVL local Encampments run the gamut from "In Memorium" badges to various local event ribbons, local encampment badges, double sided badges, etc.

With a small membership and few local encampments, you would expect prices for UVL material to be exorbitant. Surprisingly, UVL material is quite reasonably priced, when it is available.

Ladies of the Union Veteran Legion

by George Kane

by George Kane

If the membership of the UVL was small compared to the GAR, then the membership of the Ladies of the Union Veteran Legion (LUVL) was minuscule. In 1898, only 29 of 152 UVL encampments had female auxiliaries attached. The LUVL was apparently formed in 1889 and never achieved the impact that the GAR female auxiliaries accomplished. The membership badge of the LUVL, resembles the membership lapel pin of the UVL with a small hanger with the initials VCL. I have no idea as to what virtues these letters symbolize.



LUVL material is rarely seen on the collector market, so estimates are meaningless. Many dealers and collectors assume that the LUVL is a Masonic organization. I know the two pieces I purchased were from dealers who had no idea that these pieces were civil war related.



LUVL 10th National Encampment Delegate Badge 1898

The demise of the UVL was probably a lot sooner than the GAR's. The last UVL National Encampment that I have discovered was in 1924. Considering the size of the membership and the age of most members, who would have been in their eighties in 1924, it is doubtful that the UVL would have lasted much longer. Below is a table of the UVL encampments from 1884 to 1924. Information on any missing UVL National Encampments would be appreciated.

Org.	Pittsburgh, PA	March, 1884
1st	Pittsburgh, PA	Feb. 18, 1886
2nd	Youngstown, OH	Feb. 22, 1887
3rd	Altoona, PA	1888
4th	Newark, OH	1889
5th	Fort Wayne, IN	1890
6th	Reading, PA	Oct 14-15, 1891
7th	Indianapolis, IN	Oct. 12, 1892
8th	Cincinnati, OH	1893
9th	Newark, NJ	Oct. 10, 1894
10th	Buffalo, NY	Oct. 16, 1895
11th	Washington, DC	Oct. 1896
12th	Columbus, OH	1897
13th	Williamsport, PA	Sept. 14, 1898
14th	Baltimore, MD	1899
15th	Ft. Wayne, IN	Sept. 11-14, 1900
16th	Gettysburg, PA	1901
17th	Chicago, IL	Oct. 8, 1902
18th	Dayton, OH	Oct. 14-16, 1903
19th	Jamestown, NY	1904
20th	Wilmington, DE	Sept. 11-16, 1905
21st	Columbus, OH	Sept. 1906
22nd	Gettysburg, PA	1907
23rd	Philadelphia, PA	Oct. 5-10, 1908
24th	Washington, DC	1909
25th	Atlantic City, NJ	Sept. 1910
26th	Pittsburgh, PA	Sept. 12-15, 1911
27th	Chattanooga, TN	Oct. 15-16, 1912
28th	Zanesville, OH	1913
29th	Zanesville, OH	1914
30th	Fredericksburg, VA	Sept. 29-Oct 1, 1915
31st	Gettysburg, PA	Aug 29-31 + Sep 1, 1916
32nd	Columbus, OH	Sept 12-15, 1917
33rd	Zanesville, OH	Sept 11-13, 1918
34th	Newcastle, PA	Aug 20-21, 1919
35th	?	1920
36th	Gettysburg, PA	1921
37th	?	1922
38th	Pittsburgh, PA	1923
39th	Altoona, PA	Sept. 9-10, 1924

You'll notice that Pennsylvania (14) and Ohio (10) also dominated the UVL National Encampment sites. A list of UVL local encampments is available from the editor for a 34 cent stamp or free via e-mail. List your word proc.. program.


Blackballed!! Blacklisted!!

by Noel Preston

It's 1866. You're an honorably discharged Union Veteran. Entry into the veteran organization, The Grand Army of the Republic should be a matter of formality. Unfortunately, this was not always true. In the Civil War, you may have fought shoulder to shoulder with foreigners, ex-slaves and the illiterate, but you didn't want to socialize with them after the war. Such was the belief of the majority of northerners. The majority being White, Protestant, English-speaking, and Republican.

In order to join a Grand Army Post, a prospective member had to be "Vouched for" by a current member. Next, he filled out an application, which not only requested his personal information, but his war record as well. A committee would investigate the truthfulness of the application and present the application to the Post Commander. After reading the report, the Commander would open the floor to any objections to the election of this veteran into membership. The members would then vote to accept or reject the prospective member. The post members would vote in a secret ballot using marbles and a ballot box. The marbles were white for acceptance and black for rejection. If less than twenty members voted, two black marbles would be enough to reject a candidate. If more than twenty members voted, than an additional black ball for every additional twenty would be necessary to reject the applicant.


The ballot box was often in the shape of a cannon. The member would select a marble from the front of the box and roll it down the bore of the cannon. The marble would drop into a drawer in the rear of the box. When the voting was finished, the rear drawer would be removed and inspected for black marbles.



Although the cannon ballot box was a popular style, it was by no means the only type. Ballot boxes were used by a number of fraternal organizations. The boxes were sold through fraternal supply companies such as MC Lilly. A common ballot box was a wooden box with two compartments. A handle was attached to the side so that the officer of the day could offer the box to a member to vote. One compartment would be open, exposing the voting marbles, white and black. The member would pick the marble of his choice and drop it into a tube situated in the wall between the two compartments. After all had voted, the second compartment would be opened and the black marbles counted. If a veteran was accepted, he would be initiated into the order at the next post meeting, If a veteran was rejected, his name was added to a post ledger titled "Black List" The term "blacklisted" originated with King Charles II of England, who listed in a black book, the 56 men who had sentenced his father to death and who were all, subsequently, executed. The G.A.R Black List ledger contained names of rejected applicants, not only of this post, but of

BLACK LIST.							
No.	NAME.	Age.	Residence.	Rank.	COMMANDER TO BE		
					Co.	Regiment.	Ship
1	Charles H. Boggs	34	Holyoke	Private B		46 th Mass	
2	J. H. Richmond	25	"	"		10 th "	
3	Chas. M. Keyes	34	South Hadley Falls	"		10 th "	
4	Sherman H. Keyes	28	Holyoke	Private			

rejected applicants from posts throughout the department. A special form was prepared by the department and copies were sent to all posts. When an applicant was rejected by a post, this form was completed and forwarded to the department. A list of all rejected applicants from all posts within the department. was forwarded to the posts on a timely basis. This prevented a rejected applicant from applying for membership at a different post. The post adjutant would enter the names listed on the Department black list to the posts Black List ledger. The ledger, obtained through the department had dual functions. If you flipped the ledger north to south, the label on the



back/front cover was Registry of Members. Entries in the Black list were by no means simple. Fourteen columns were spread over two facing pages, as shown below and on the preceding page. The columns were No., Name, Age, Residence, Rank, Command (Company, Regiment or Ship), Length of Service (Years / Months), By Whom Vouched For, Date of Rejection, Post Where Rejected, and Remarks. In the four entries listed below

in the Black List of Kilpatrick Post #71 of Holyoke, Massachusetts, all the column are completed. This was unusual. Later entries only completed the No., Name, Rank, Command, Post where Rejected, and Remarks. Members who had been Dishonorably Discharged from the order were also listed in the Black List. Of three hundred and six entries in the Holyoke Black List, twenty three were for Dishonorable Discharges. In the remark column in the last entry shown below is written "Post 15 Dishonorable Dis." Post 15 was located in Boston, while Holyoke is a hundred miles to the west. Without this system, Sherman H. Rogers might have become a member of this post even though he had been dishonorably discharged from another post.

Through this system, the Grand Army Posts were able to exclude whomever did not meet their social or political interests. As the G.A.R. grew, blacklisting became less of threat for a number of reasons. Veterans knew from past results who would or would not be accepted into a particular G.A.R. post. As the G.A.R. grew, many posts were created by ethnic or religious groups. "Colored" posts became very popular among black veterans, especially in the "Deep South". Other posts were made up of German, Irish or French-Canadians. A post in Indiana was comprised of Jesuits, who were Civil War veterans. Two posts in Wisconsin were comprised of American Indians on their reservations. Some posts found another way to discourage unwanted applicants. By charging exorbitant fees, posts were able to restrict their membership to the upper class. Some posts in the North accepted "colored" applicants, but fees restricted this group to wealthy black merchants.

The high ideals of civil war soldiers did not translate into the reality of post war life, either socially or politically.

LENGTH OF SERVICE.		By Whom Vouched for.	Date of Rejection.	Post Where Reject'd.	REMARKS.
Years.	Mos.				
	9	John D Lovering	1869 Feb 25 th	71	
4.		W ^m Henry Sisson	July 6 th / 69	71	
3.		Harmon A Post & J L Mathew	Aug 17 th 1869	71	
3		John H Wright	Oct 5 th 1869	71	Post 15 Dishonorable Dis



**CONFEDERATE
CORNER # 24**

by
Peter Bertram # 244
P.O. Box 451421
Atlanta, GA 31145-1421

The flag logo above is the 6th South Carolina Volunteer Infantry. It was formed in Columbia, SC and fought with the Army of Northern Virginia from July of 1861 until it surrendered on April 9, 1865. The unit suffered 52% casualties at Seven Pines.

**STONE MOUNTAIN:
A CONFEDERATE MEMORIAL
- PART 3 -
MISCELLANEOUS MEMORABILIA**

Please note: References in the text to Fig 1-12 refer to Part 1 of this article, which ran in CC#22 (Vol.14, #2) and any references to Fig 13-27 refer to Part 2 which ran last issue (CC#23, Vol. 14, #3).



**Fig. 28: 1951 FDC Final UCV Reunion
With Autograph of Confederate Veteran W. J. Bush**

We finished up last time with FDCs (First Day Covers) of the Stone Mountain stamp (see Fig. 27). Fig 28 above is a FDC of the commemorative stamp for the Final UCV Reunion in Norfolk, VA in 1951. The cachet image is the first four figures from Lukeman's initial Central Group design (see Fig. 4). It is curious that the envelope designer chose that version of the carving rather than Lukeman's final design (see Fig. 10) since the latter is the image that Lukeman started carving on the mountain. By 1951 the Memorial project had sat dormant for 23 years and would continue so until 1958 when the State of Georgia purchased Stone Mountain. The original owner of this FDC apparently attended the Final Reunion and secured the autograph of W.J. Bush, then a 106-year-old Confederate Veteran!



The plaque in Fig 29 was possibly sold as a souvenir of Stone Mountain. It is backstamped CONFEDERATE MEMORIAL, STONE MT., ATLANTA, GA and in almost illegible text CORALCAST S(?)TUART, FLA. If you know anything about this item, I'd appreciate hearing from you. I just recently acquired this plaque and haven't had an opportunity to research it yet.



Fig. 30 : 1929 NEA Convention Pin

The 1929 NEA (National Education Assoc.?) convention was held in Atlanta and a badge for the occasion was produced by the Whitehead and Hoag Co (Fig. 30). The image is, once again, Lukeman's final design (compare with the 1926 UCV/SCV Reunion Badge Fig. 18)

OWN A PIECE OF THE ROCK

In addition to the Stone Mountain Half Dollars and the Founders Rolls described in Part 2, other fund raising projects were also taking place in the years prior to State ownership of the Mountain. One of the more inventive ideas had to be selling pieces of rock from the carving.



Fig. 31 : Souvenir Granite Chip From The Carving


Figure 31 is the earliest example of selling granite chips from the carving that I've been able to find. The box image is Borglum's Central Group design (see Fig. 2), and since the box reverse states "now being carved", we are able to date this from about 1923. Yes, it cost me a good bit more than 25 cents to acquire it last year!



Fig. 32: Souvenir Shield

Courtesy J. Olivarri Collection : Image at 150%

The next rock-selling plan apparently moved up to paper weights. The carving image on the souvenir shield in Fig. 32 is Lukeman's final design. In addition to selling the shields as pocket pieces, the maker also had them mounted on granite rocks from the carving (Fig. 33).



Courtesy Dr. B. Wynde

Courtesy R. O. Partington

Author's Collection

**Fig. 33 : Souvenir Paperweight
(Wynde & Partington Images Approx 50%)**

Thanks to a fellow CWWHA member, we are able to date these shield style paperweights. Mr. Richard O. Partington sent me a pencil sketch of one of these souvenirs that his Grandfather purchased for him in Atlanta while attending a convention of the American Society of Municipal Engineers in the mid-1930s.



Fig. 34: Souvenir Fob? Pendant?



**Fig. 35: Souvenir Pocket Piece
Courtesy J. Olivarri Collection**

I've not yet been able to date the fob and pocket pieces in Figs 34 and 35. Elements of the image lead me to conclude it's Lukeman's final design, but other factors

seem to point to Hancock's design. Given the general appearance of the artwork, however, they just somehow don't look like they date from the 1960s - seems more like the 1940s or so. They appear to have been made in several different metals, the one on the paperweight (Fig. 36) being made of Brass. It was a nice touch on this one to stick a piece of green felt on the bottom as a protector.



Fig. 36: Souvenir Fob Paperweight

The token in Fig. 37 appears to be modern, possibly dating from the 1970s or 80s. In addition to the reverse design shown in Fig 37, I've also noted the Stone Mt. train and the train station. I'm sure there are likely to be others.



Fig. 37: Stone Mountain Souvenir Token
Courtesy Jon Olivarri Collection

The token was also struck with a blank reverse and then attached to a piece of granite from the carving (Fig. 38).



Fig. 38: Souvenir Token and Paperweight
(Token at 100% : Paperweight at 50%)

SONS OF CONFEDERATE VETERANS

The badge in Fig. 39 became known as the "unofficial reunion badge" at the 1996 SCV Reunion in Richmond, Virginia. In spite of the fact that the Stone Mountain carving image on the bar was reversed, the badge was quite popular at the reunion. For the background story on this badge, see Vol. 9, No. 6, (May / June 1996), pg 11 of The Veteran.



Fig. 39: 1996 SCV
'Unofficial Reunion Badge'
Image at 75%

MISCELLANEOUS MEMORABILIA



Fig. 40: 1985 Stone Mountain
Lions Club Pin

The carving image on the 1985 Lions Club Pin (Fig. 40) is definitely the Hancock design (see Fig. 12). Note how

the neck and head of Lee's horse are lowered so Davis has more prominence in the carving. The design received some criticism from equestrians who maintained that it was an unnatural position for the horse. Note also Davis' civilian hat as opposed to the campaign hat held by Lee. The belt buckle in Fig. 41 is also Hancock's design.



Fig. 41: Souvenir Belt Buckle
Image approx. 65%

I don't know if the bottle in Fig. 42 is from Stone Mt. or not, but I thought it was quite unusual. Note how the logo is not an image of the carving, but rather of Lee and Jackson as Borglum designed them for the Stone Mt. Half Dollars! In Fig. 43, some enterprising craftsman has removed all the background from a Stone Mountain Half Dollar to create a lovely pendant (see Fig. 21).



Fig. 42: Old Bottle
'Stone Mountain Whiskey'
Bottle Size Unknown



Fig. 43: Coin Cut-Out



Fig. 44: 1987 ANA
Convention Badge
(Medals at 125% : Badge at 66%)

Fig. 44 above is the 1987 American Numismatic Assoc. (ANA) Convention badge. Note how the designer took some liberties with the piece by deleting Jackson and somewhat stylizing the images of Lee and Davis.




Fig. 45: Light Switch Cover Plate

Finally, for the collector who has everything else, how about a light switch cover plate with the Stone Mt. carving image on it (Fig. 45). I thought it was unusual enough to finish up this three part article.

I've tried to show a representative sampling of Stone Mountain collectibles. There are items we didn't get to, like jewelry (charms, rings, pins, etc.) and crockery like plates, mugs, and glasses. Got something interesting? Please drop me a line or an e-mail. Till next time...

Stevengraphs by Tom McCrory

In 1862, an English entrepreneur, Thomas Stevens (pictured below left), in an attempt to revive the declining silk industry in Coventry, invented a novelty item of lasting appeal. Stevens created a silk ribbon with a colorful picture or verse woven into the silk, which he christened the "Stevengraph". These ribbons were manufactured in a number of styles and sizes. The most popular style was the bookmark. The bookmarks measured from six to twelve inches in length and bore fine designs and appropriate verses for holidays, birthdays and other celebrations. Other novelties manufactured using this process included pin cushions, fans, silk jewelry and post cards.

In the United States, the Stevengraph industry was centered in Patterson, New Jersey. Manufacturers using this process included Hand & McGuinness, B.B.Tilt & Son, Phoenix and others. In America, the Stevengraphs were not only popular as bookmarks, but also as ribbons for reunions of various fraternal organizations. The Stevengraph was popular with many Civil War fraternal organizations. The picture below, right, is that of General Edward S. Bragg, the last commander of the Federal Iron Brigade, wearing a Stevengraph ribbon at a reunion of the



Thomas Stevens



Iron Brigade, sometime after the war. The reverse identifies the maker as "T. Stevens, Coventry". The colorful ribbon is pictured to the right. It measures 3.5" x 16" and is shown here at 60%. A number of souvenir Stevengraph ribbons were manufactured for the 1892 G.A.R. National Encampment in Washington, DC, and the 1908 National Encampment at Toledo, Ohio. In 1888, a delegate badge for the Dept. of Pennsylvania was produced for the dept's. encampment at Allentown, PA, which is not far from Patterson, NJ. In 1906, the New Jersey Department Encampment was held in Patterson. The delegate badge was, naturally, a Stevengraph. Other than these instances, the Stevengraph was not popular with the G.A.R., either because of its ornate appearance or its cost, which was substantially higher than regular delegate and post badges of the day.

