

# The Veteran

Newsletter of the Civil War Veterans Historical Association

VOLUME 12, ISSUE 1

FOUNDED 1987

FALL, 1998

## C.W.V.H.A OFFICERS

### President

Don Limpert  
Box 524  
Manchester, MI  
48158

### Secretary-

### Treasurer

Julieann Brighenti  
1035 Rostraver Rd.  
Belle Vernon, PA  
15012

### Editor

Roger L. Heiple  
P.O. Box 16  
South Lyon, MI  
48178

[mistergar@voyager.net](mailto:mistergar@voyager.net)


## The Veteran Staff

### Printing & Distribution

### Regular

### Contributors

Peter Bertram  
Dennis Loba  
Don Limpert



## The Society of the ARMY OF THE OHIO Badge – One of the Rarest Army Society Badges

It's not often that you see the Army of the Ohio badge, so when I looked at the book, *The Retreat From Pulaski to Nashville, Tenn.* By Levi T. Scofield, published in 1909, with the above badge printed on the cover, I was more than interested. The badge itself, is so rare that I have yet to see one, and I've been looking for 35 years. At least I could now have a picture of the badge, so I purchased the book.

I have not found any written material on the badge, so I will share what information I've gathered. The badge was developed from the Corps badges of the Twenty-Third Army Corps, Ninth Army Corps, and the Tenth Army Corps. The shield design of the 23rd Army Corps Brigade Headquarters had a shield with the three panels of red, white, and blue. Behind the shield is the Tenth Army Corps with the red representing the 1st. Division, white for the 2nd. Division, and blue for the 3rd. Division. The Ninth Corps Anchor was placed in the center of the shield.

The Society of the Army of the Ohio was formed at a meeting at Briggs House, in Chicago, December 15, 1868. General J. M. Schofield was named the first president. Annual meetings were planned.

## Contents of this issue of the Veteran

*The President's Message and Association News*  
*The Confederat Corner by Peter Bertram*  
*Relics of the Espy Post*  
*The "Death Badge of the GAR" fanasy*  
*Seen at Auction*  
*Rare Michigan post roster* 1

Page 2  
Page 5-7  
Page 8-9  
Page 10  
Page 11  
Page 12

# The President's Message



**Don Limpert**

Greetings  
fellow  
members

Last May I accepted the role of president of the Civil War Veterans Historical Association. The organizational makeup of the Association is rather vague and I believe should be more definitive as to the duties and responsibilities of officers. A clear responsibility of the newsletter should be established and, as an overall policy making body, a board of directors should be established.

We have grown from a small group of like-minded collectors who know each other to the present day extend membership who have no way of communicating except through a more formal format and the newsletter. That is our only means of communication.

I welcome and seek input from all interested present and past members as to how to proceed and have the Civil War Veterans Historical Association continue to grow.

I welcome letters or phone calls.

Don Limpert, President  
P.O. Box 524  
Manchester, MI 48158-0524

## Notes from the Editor

The Veteran has not been the regular publication it should be and in consultation with a number of members and our new President, I am making changes that will insure a predictable publication schedule.

The first change is to publish four issues of the Veteran a year, and allow for two letters or notices to make the six communications per year to members.

Next, we've now accepted the generous offer from one of our members, Harry Siefert, to print and address our mail from his printing plant in Dayton, Ohio. I have entered the membership list into a database, which Harry will use to make mailing labels. I've already laid out the issues for Vol. 4, and ready to add the articles.

I still need members to write stories. Peter has done a wonderful job with the Confederate Corner and I would like a couple of members to also adopt a page in each issue.

All members are invited to contact me, by e-mail, and register your e-mail address. This will open up a alternate communication and put all net members in touch. My e-mail address is [misterqar@voyager.net](mailto:misterqar@voyager.net).

A complete e-mail list will be forwarded to all members once I have enough addresses.

## The Veteran

The Veteran is published quarterly and is the official publication of the Civil War Veterans Historical Association.

All articles, photographs, and art is

### copyrighted

Nothing may be reprinted or copied without permission of the

### C.W.V.H.A

Articles may be submitted either in typewritten form or electronic (MS Word or Word Perfect on a 3 1/2" disk). Art work or photos may be sent and will be returned after scanning. Please attach your name to all materials to insure proper return and credit.

If you have any questions or wish to discuss an article, please call Roger Heiple at 810-437-7311 after 8pm weekdays or anytime on weekends. The Veteran is your newsletter and members are encouraged to participate.

### NOTICE OF DUES

**1998-1999 Dues are now being accepted.**

**Please send \$10 to Julieann to continue your membership and subscription to the Veteran.**

## Boscobel GAR Hall

This building is advertised as the last GAR hall in Wisconsin. Originally a church, the building was purchased and renovated for the veterans use. The WRC women helped fund the work and raised money with oyster suppers and a home-town talent play.



The **John McDermott Post** was organized in 1883, under the leadership of Jake McLaughlin. The post was named for John McDermott of Fennimore, Wisconsin, who was killed at Prairie Grove, Arkansas, attempting to rescue the flag from a fallen comrade. A WRC corps was organized in 1886, and also named for John McDermott. The veterans met in various places until they purchased the church.

Through the efforts of the WRC, a monument to the Unknown Dead was erected in 1907 in Memorial Park, where on memorial Day, the Corps conduct its service to the Unknown Dead of all wars. Another monument was placed in the park in 1989, dedicated to Congressional Medal of Honor veteran, Jefferson Coates, who grew up in Boscobel.

The Hall is not open on a regular ba-

## New Members

374  
David Szumski Michigan GAR  
1441 Sioux Trail  
Nikles, MI 49120

375  
Alfred Hahn NY State GAR  
14 Quay Court  
Centerport, NY 11721

376  
Tom McCrory Wisconsin GAR  
5062 Malibu Cove  
Oshkosh, WI 54704


sis, but is opened in conjunction with other city events. A small group of WRC ladies maintain the building and its contents. Tours can be arranged by appointment through Louis Rogers, 608-375-5256.

If any of the CWVHA members live in the area, please contact the editor to photograph the Hall. A registry of all GAR is in the works and the working list is published on the GAR Homepage on the internet at


<http://pages.prodigy.com/CGBD86A/garhp.htm>.

The site is scheduled to change in Nov. but a forwarding page should be available. The GAR Homepage also describes information on membership badges, National Encampment badges, GAR uniforms, post ribbons and badges, officer badges, and much more. Any member with an e-mail address is encouraged to drop a note to the editor, so that an e-mail list can be established. E-mail to [mistergar@voyager.net](mailto:mistergar@voyager.net)

# U.S. Grant Funeral Print



GENERAL GRANT'S BODY UNDER GUARD OF WHEELER POST, G. A. R.—DRAWN BY A. BERGMAN.



**CONFEDERATE  
CORNER #17**

BY PETER BERTRAM #244  
P.O. BOX 451421 : ATLANTA, GA 31145-1421  
(E-MAIL : PETERBATL@AOL.COM)


Greetings all.. Not sure when this will reach you, but I want to extend to everyone my very best wishes for a festive Thanksgiving and a blessed and joyous Holiday season. That said, let's get down to business. As I promised last time, let's take a look at the various Confederate shield badge types I've encountered. Some collectors prefer to call these "ladder" badges, but to me a ladder has to have more than one rung! Hey, no big deal - call 'em whatever helps you through the day!

CONFEDERATE SHIELD BADGE TYPE 1



E. Bowles Collection  
MBR#:605V4-3801

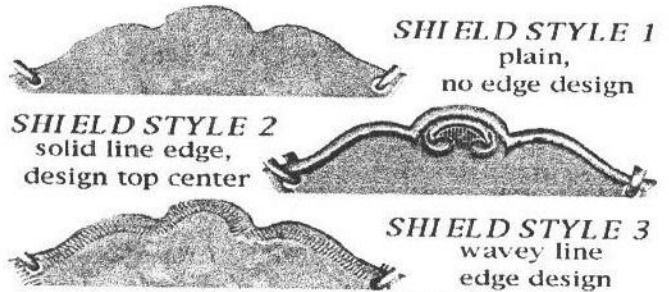
Note the increased design complexity of the Bar as compared to the Ladders (Confederate Corner #16). The fine line decorative design engraving on the Bar's sides and top is very well done and intricately detailed.



The reverse of the Bar does not exhibit any provision for a ribbon retainer.


We might thus infer that the type 1 Shields were not available with a ribbon.

As with the Type 4 Ladder badges, I've noted three varieties of edge designs on the bottom shield:



Illustrations at 133%

CONFEDERATE SHIELD BADGE TYPE 2




C. Otte Collection  
MBR#:606V4-5101


At this point the design complexity of the shield badges begins to reverse itself. If you remember, the early Ladder badges were fairly simple and the design and execution got more intricate with later types. I believe

**Confederate Corner #17 (cont)**

the reverse is true with the Shield badges. Barring the emergence of hard evidence to the contrary, I believe that the formation of the UCV in 1890 decreased the popularity of these white metal badges because of the plethora of medals, badges and ribbons that became available. Interestingly, the Type 2 Shields I've seen were all universally named.



Once again, the absence of a ribbon retain-er would suggest that the Type 2 Shields were not available with a ribbon attached.



Now I've only seen four of these and they all have the same "solid black line" edge design on the shield (style 2). I therefore conclude, at least for now, that this is the only way they came. In the interest of expanding knowledge, however, I'm more than willing to be proven wrong on this. If you have one of these rare white metal badges in your collection, please drop me a line or an email.

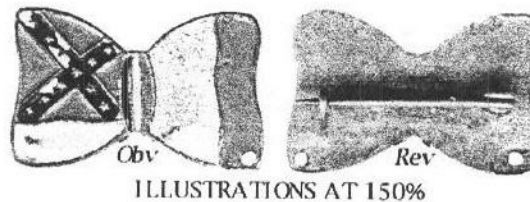
As we move to the Type 3s, I would like to observe that the Type 2 Shield badges are possibly the last of the all "white metal" Ladders and Shields.

CONFEDERATE SHIELD BADGE TYPE 3

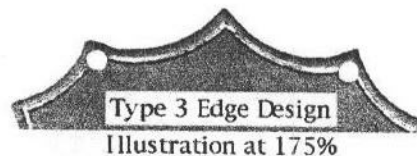


E. Bowles Collection  
MBR#:607V4-4201

The Type 3 Shield badges consist of a Bar painted as a 3rd Nat'l Flag in red, blue and white, and shaped like a bow; with a white metal Shield below. I was hesitant to assign a "Type #" to this badge because I've only seen two. Under close examination, however I don't believe they are "put-togethers", so I'll stick my neck out and call 'em Type 3. Both are named and are possibly the rarest of the Shield badges.



We would not expect to see a ribbon retain-er on this badge because the Bar is narrower than the Shield. A similar Bar was shown in Confederate Corner #12 (VETERAN V.11, #1). I've also noted similar Bars on 1897 and 1899 souvenir badges. Ultimately, I hope that additional study of these Bars may provide clues to the dating and maker of the shields.




**PAGE 3 COLUMN 1:**

Once again, the solid black line edge design (style 2) is the only one I've seen on the type 3 Shield. Remember though, I've only seen two of these! Do YOU have one???????

MISCELLANEOUS  
CONFEDERATE SHIELDS

As a rule, I don't assign a type # to a badge unless I have an opportunity to examine at least three of 'em. I've only seen one each of the following specimens (Yankee or Confederate!) and thus suspect they may be unique. Please give me hollar if you've got one of these or one that I haven't shown in this column.



E. Bowles Collection  
MBR#:609V4-1801

A simple but absolutely stunning specimen. It has no content marks but could be silver or perhaps coin silver. I suspect that Carter is possibly the maker of this piece, maybe a jeweler? Perhaps a CWVHA friend out in Denver can dig something up on him/her?



Tarbridge Collection  
MBR#:609V4-4401

This one is rather interesting - seems like it ought to be a manufactured style, popular in Texas, yet this is the


only specimen I have ever seen. Got one?




Note that the Bar is a modified Type 1 Shield Bar. It does not have the two ring holes at either end, but instead has a small addition with a hole at bottom center. Now look at the Type 1 Bar - it seems to have a corresponding area missing at the bottom center?



E. Bowles Collection  
MBR#:609V4-3501



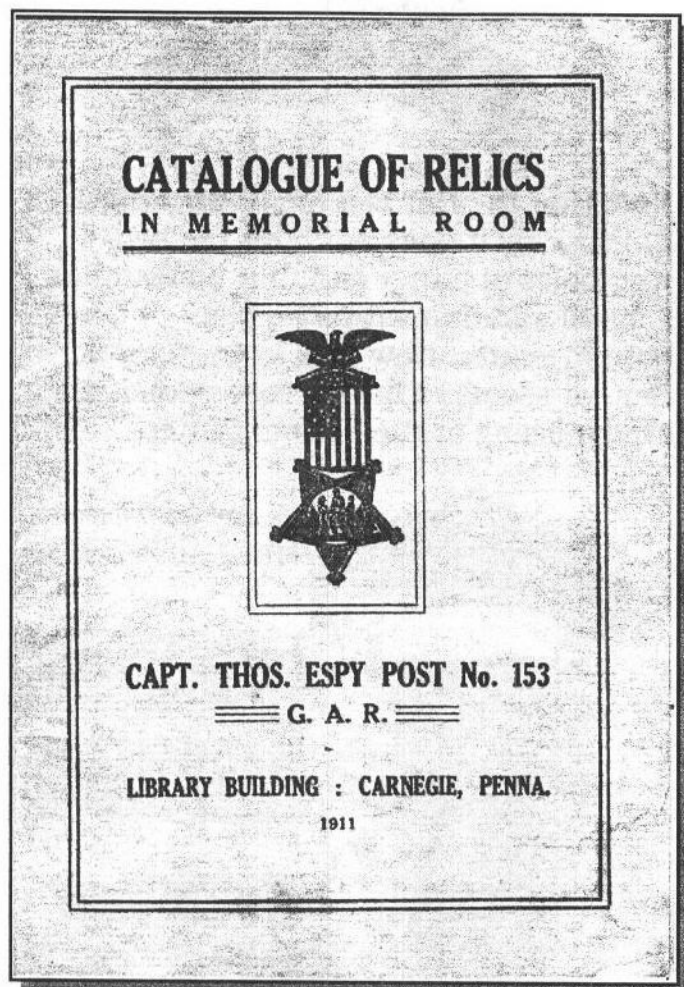
J.S. Gincl Sole Agent St. Louis



J. Rebus & Steiner  
St. Louis

Another interesting variant. This one seems to have a stock Type 2 Bar, but with a key-stone shaped shield. If it wasn't for the St. Louis backmarks I could be convinced it came from Pennsylvania! Perhaps a good hearted CWVHA friend out St. Louis way will shed some light on Gincl (Gingl?) or on Rebus & Steiner? Please open a dialog with me if you've got any white metal badges.

## Relics in the Thomas Espy Post 1911




What was to become of the contents of a GAR post became an important issue as the veterans entered their latter years. The Thomas Espy Post decided to enter into an agreement with the Carnegie Free Library Commission of Carnegie, Pa. In exchange for free use of a room in the Library, as a Post meeting room, the contents of the room and assets of the Espy Post would become property of the Library when the last veteran died. This agreement, of 1906, led to the publication of a catalog of relics in the Post collection in 1911. This booklet gives a very interesting look into contents of a GAR post. The list, right, appends the nineteen pages of descriptions. What remains?

### List of Relics

- 1 Capt. Thomas Espy framed picture
- 2 Holy Bible – presented by Co. K, 14<sup>th</sup>. National Guard of Penn.
- 3 Commanders Gavel – made from Gettysburg tree wood with imbedded bullet.
- 4 Water Pitcher and tray.
- 5 First American Flag
- 6 Andersonville Prison print.
- 7 Rebel Flags – various flags.
- 8 Custer's Last Charge print.
- 9 Hand Grenade
- 10 Revolver and Holster of Lt. Wm Crooks, 102<sup>nd</sup> Pa, Inf.
- 11 Grape Shot, Bullets and breast plate.
- 12 Sword, Lt. Samuel Davis, 112<sup>th</sup>Pa.
- 13 Granite – from Little Round Top.
- 14 Cavalry Saber – Samuel Wallace, Co. K. 1<sup>st</sup>. Penna. Cavalry.
- 15 Confederate Bond.
- 16 1894 National Encampment badge
- 17 Drum and Sticks – carried by Zacharias Benedick, 126<sup>th</sup>. Ohio Inf.
- 18 Colt's Revolver, carried by Lt. 10<sup>th</sup>. Indiana Cavalry during the war.
- 19 Sword and Coat, worn by George S. Drake, Lt. 77<sup>th</sup>. Penna. Inf.
- 20 Sword and Revolver, carried by George Forsyth, 109<sup>th</sup>. Penna. Cav.
- 21 Cane, carved from wood picked up on the battlefield of Piedmont, Va.
- 22 Cavalry Saddle Bags
- 23 Shell, found on Bull Run battlefield.
- 24 Harper's Ferry Rifle.
- 25 Two Silver Badges, British medals for Sebastopol and New Zealand, awarded to N. Hopper, 57<sup>th</sup>. Penna., as a British subject.
- 26 Battle of Gettysburg print.
- 27 Picture of Espy Post, 1903
- 28 Belt, worn by M. S. Sage, 3<sup>rd</sup>. Ill Cav

- 29 Carbine, found on Gettysburg battlefield by John Fitz, 17<sup>th</sup>. Penna.
- 30 Silk Flag, used by St. Clair Guards before the war and owned by Capt. Espy.
- 31 Capt. Espy's Uniform Suit, Coat, Hat, Epaulettes and Sash, worn during service with the 62<sup>nd</sup>. Penna. Infantry.
- 32 Confederate Cavalry Spur.
- 33 Ninth corps badge, silver badge worn by Ward Foster, 100<sup>th</sup>. Pa. Vet. Vol at his death in 1891.
- 34 Confederate Cartidge Box.
- 35 One-half of a Government Blanket.



- 36 Sketch of Camp Humphrey's
- 37 Rifle, Canteen and belt, carried by
- 38 Wm. McMillen, 155<sup>th</sup>. Penna. Inf.
- 39 Soldier's Memorial, roll of 102<sup>nd</sup>. Pa.
- 40 Corps Badges, print of badges.
- 41 Edwin Stanton portrait.
- 42 Organ, presented by First Presbyterian Church of Carnegie.
- 43 Cane, purchased by Wm. England while attending the dedication at the Pa.



- Monument at Gettysburg, 1910. Cut from wood on Culp's Hill.
- 44 Cartridge Box carried by Capt. Kirkbride, 102<sup>nd</sup>. Pa. Inf.
- 45 Silk Flag of the National Lancers which became the Co. K, 1<sup>st</sup>. Pa. Vol. Cav.
- 46 Battle of Shilo print.
- 47 Martha Washington portrait.
- 48 Sword, carried by Col. Walton Dwight, 119<sup>th</sup>. Pa., during the battle at Gettysburg. Dwight was wounded on the 1st. Day and sent to Seminary Building, used as a hospital. The Confederate force captured the hospital building and a Confederate Lt., took the sword. During the recapture on the 4th. day, the officer was killed as he was escaping, and the sword was taken off him and returned to Col. Dwight.

## The Infamous "Death Badge of the GAR" Fantasy. Will this story ever die?




Every time I see this badge on a dealers table at a show, I can't resist asking "what is this badge?" Over the years, it's been described from the **Death Badge of the GAR** to the **Funeral Badge of Lincoln**. Ofcourse, with this lofty description, the prices are often in the \$100 to \$200 range. I have also learned not to break the news to the dealer, for a heated argument will follow, and my ability to identify GAR badges challenged. Unfortunately, a small "**GAR Badge and Memorabilia**" booklet published a few years ago, printed this "**Death Badge**" story, only added to the problem. As I leave this valuable item for some unsuspecting and gullible person I have touches of guilt. This has bother me, for this gullible person may be purchasing a first GAR badge, only to find he, or she, has been taken. So, I started an active role in educating beginning collectors as to the true identity of the badge.


To the left is the Knight's Templar badge, and below is a photograph showing how it was worn at the throat. What makes this a badge an easy one to invent the GAR story is that it has few identifying



marks on it. To the right are variations of the badge, with identifying words that prevent them being misrepresented. Please feel free to copy this page and pass it on. RLH




Above: detail of badges from cabinet photograph on left.




### Seen at Auction



Nice Boston ribbon




Above: Steroview of the Parade of the 1892 National Encampment. Note white bearskin hats. Washington GAR post is of the right side of the street and decorated for the occasion



Post badge from the Lincoln Post No. 11, for their annual pilgrimage to Gettysburg. Dated 1891.



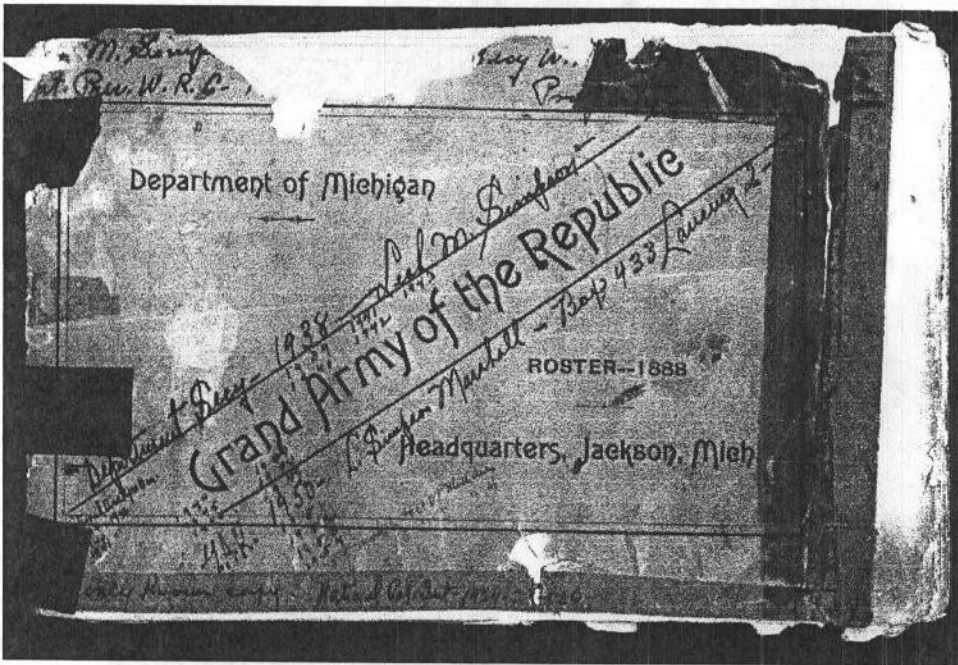
37th. Nat'l Encampment - Los Angeles GAR ribbon, San Francisco 1908.



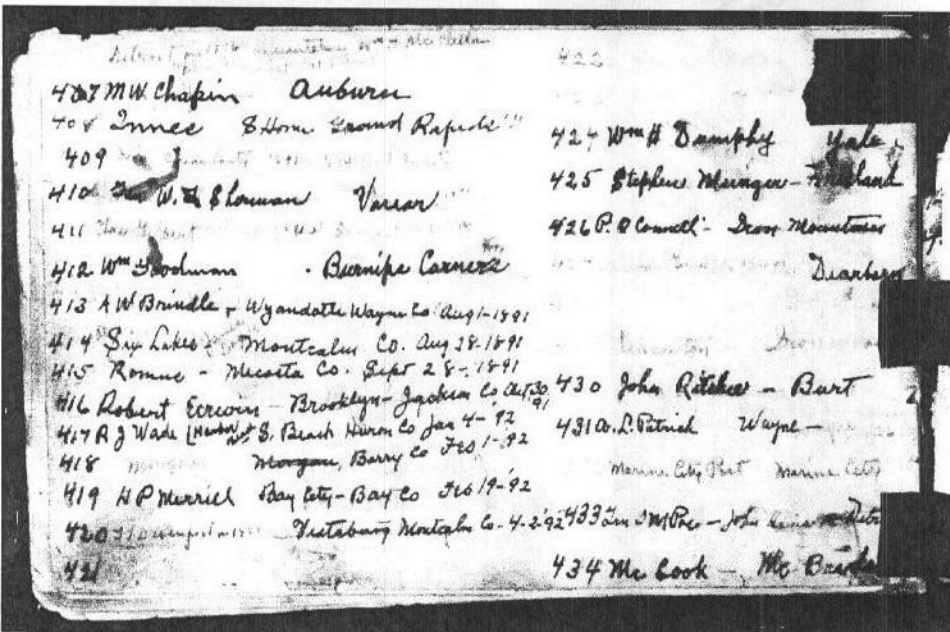
National Encampment badge from 1912, Los Angeles. The metal parts have carefully been painted with color enamel. Appears to have been done some time ago. Sold for over \$150.

## The "Official" Roster - Department of Michigan

What at first appeared to be only a worn Department of Michigan Roster 1888, turned out to be a very special artifact from the Department. Written on the cover is the name of the Department secretary, Leah M. Simpson. Also, written in her hand, are a number of dates, which at first didn't make sense. On closer inspection these dates were the hand written changes and additions she made to the 1888 roster through the end of the Department. As I turned the pages, the hand written notes explained a number of



questions I have had regarding many of the Michigan posts. For instance, Post 55 was always a mystery to me, but the notation she made indicated that Post 55 was the H. Barrow Post of Armada, chartered in 1895 and closing in 1927. As I turned the fragile pages, I realized I had acquired a very special piece of Michigan GAR history. This was the personal copy of Leah Simpson, who was the Department Secretary of the Department of Michigan GAR. A roster that she added each post until the Department closed. The dates stop at 1954,



Across the bottom of the cover is written "only known copy". Turning the cover, the reverse has a list of Michigan posts in 1869 pasted to the back of the cover. These early post numbers changed when the Department re-organized in the mid 1870's. So,

what appeared to be only a poor copy of the 1888 Michigan roster, turned out to be one of the most important pieces of Michigan GAR history. RLH