



The VETERAN

the newsletter of the
Civil War Veterans Historical Association
"The 4th Battalion"

Founded 1987

Preserving the Memory of Union and Confederate Veterans of the American Civil War
"Poor is the nation that has no heroes; shameful is the nation that has them and forgets."



Vol. 8 No. 3

C.W.V.H.A.

November/December 1994

28TH NATIONAL PITTSBURGH, PA.

PAPERWEIGHTS

By Rance Hulshart

In 1894 the 28th G.A.R. National was held at Pittsburgh, Pa. A wide variety of souvenirs, etc. can be found from this encampment as with most any 1890's national due to this being the peak years of membership in the G.A.R.

Although paperweights are available from other nationals this national has the largest amount of varieties. Most likely this is due to several glass works particularly in the South Side of Pittsburgh and others located in nearby cities. Note the variation in the spelling of Pitts-

Correction

The masthead for the September/October 1994 issue of "The VETERAN" was incorrectly numbered "Vo. 8 No. 1." It should have read "Vol. 8 No. 2."

burgh, (Pittsburg).

Illustrated are four variations along with descriptions of them. A fifth variation not illustrated is round 2 13/16 inch across and domed shaped with lettering, etc. incised into the bottom and usually painted either gold or black with a felt covering. Incised is 28th National G.A.R. Encampment/ Sept. 1894/ G.A.R. membership badge motif/ Pittsburgh.



Illustration 1



Illustration 2

Illustration #1 is rectangular clear glass with milky white bottom protected by layer of thin cardboard to protect it from being scratched. The lettering is black while the badge is gold with black highlighting, lettering and motifs. The ribbon is red, white and blue. Stamped on cardboard is Mfg. By/ Keystone Glass Novelty Co./ Rochester, Pa. Note that the large letters are block.

Illustration #2 is basically the same as #1

C.W.V.H.A.

Dennis Loba, President
336 Stuyvesant St.
Warrenton, VA 22186
(703) 349-1284

Dr. Howard Siglag, Treas.
183 Hazelwood Dr.
Westbury, NY 11590

Rance Hulshart, Sec.
4000 Old Orchard Road
York, PA 17402
(717)-755-5334

"The VETERAN"
Editor - Rance Hulshart
Assoc. Ed./Newsletter - Dave Maloney
(301) 695-8544

"The VETERAN" is published bimonthly in January, March, May, July, September and November and is the official publication of the Civil War Veterans Historical Association. Copyright 1994. All rights reserved.

with the exceptions of the lettering being script and the spelling of Pittsburg and the addition of Pa. This example does not have Mfg. markings on the cardboard.

Illustration #3 is round with a flat top of clear glass with a milky



Illustration 3

white bottom with black printing, 2 15/16 inch across. Marked above a bust motif of a bearded Lincoln, 28th National Encampment G.A.R. Pittsburg, Pa. 1894.

Illustration #4 is octagonal (eight sided) clear glass with a flat top with a milky white bottom with black printing, 3 inch across. Marked 28th National Encampment, G.A.R. Pittsburg, Pa. 1894./ bust motif of Grant/ Genl. U.S. Grant.

Paperweights can be an excellent veteran collecting field to specialize in. These are made of mostly glass, bronze, brass and cast iron. Not counting literally dozens of souvenir battlefield, Soldier's Homes, etc. I know of twenty-five variations of paperweights directly

related to G.A.R. and their auxiliaries. Most relate to various G.A.R. Nationals and individual post and regimental reunions.

If any member collects paperweights I will be happy to exchange information with them.

1918 Department of Ohio Badge

Submitted by Thomas Standler

Illustrated on the facing page is a badge for the 52nd Annual Encampment of the Department of Ohio GAR held In Hamilton, OH in 1918. The ledger entry shown is part of a page from the local GAR Wetzel-Compton Post #96

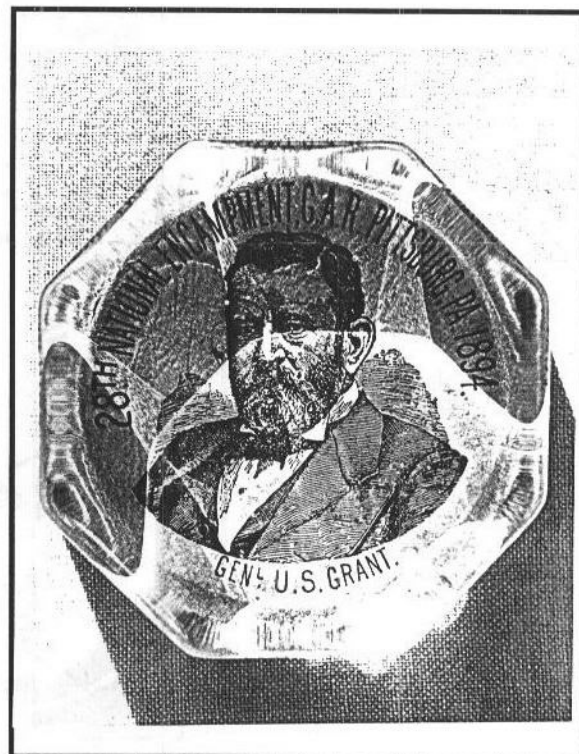


Illustration 4

ledger book. It shows how it was the duty of the host Post to create the design for the badge and to place the order for it. However, the Department Adjutant had to still give final approval for it.


The badge is made of aluminum with a brass-like finish. The building is the Soldiers, Sailors and Pioneers Monument at Hamilton. It was dedicated by the GAR in 1906.

The Department Adjutant approved the design minus the ribbon. Also, he sent the order to a different manufacturer from the one listed in the ledger page.


A total of 800 of these badges were manufactured. The company that was given the contract was the Schwaabs and S. Company of Milwaukee.


In addition, the ledger also has designs for 300 S.V., 400 W.R.C., 200 D.V., And 200 L. of G.A.R. badges for a total order of 2100.

Right. GAR Wetzel-Compton Post #96 ledger book showing design and order for 52nd Annual Department of Ohio encampment badge.



Left. 1918 52nd Annual Department of Ohio Encampment badge.





Above. U.S.V.A. membership badge.



Above. PA Flag.

UNITED STATES VETERAN ASSOCIATION

By Rance Hulshart

An unusual organization which I have little to no knowledge of is United States Veteran Association. These were part of the effects of an extensive collection of Naval Veteran items from the effects of Elias S. Nickerson who served aboard the Frigate Sabine and Steamer Circassian. Illustrated to the right is of a reunion ribbon of this organization. Note the printed badge on this ribbon and the July 19, 1875 organization date which is long before the G.A.R. official recognized a separate contingent of Naval Veterans at their reunions. Illustrated to the left is this organization's membership badge. The bar and badge are made of silver. The bar is blank which no doubt could be used to engrave the members name, etc. on.

Four of the five arms of the badge are incised in black enamel U.S.V.A.. It is backed by a swallow tailed red, white and blue striped ribbon. No manufacturers marks are present. If any member knows more about this organization please contact the editor.



Above. U.S.V.A. reunion ribbon.

PA. FLAG TRANSFER

By Rance Hulshart

Illustrated above left is a ribbon worn by the color bearers when the PA. flags were placed in the Pa. state capitol rotunda on June 15, 1914. Note the pin bar is marked FLAG BEARER. Also illustrated to the right on the facing page are veterans who helped in this ceremony. Note that those who are holding flags are all wearing this ribbon.

Welcome New Members!

#243 Robert Moon
P.O. Box 91
Stuyvesant, NY 12173
G.A.R. Especially NY

#244 Peter Bertram
4135 Lavista Road
Suite 220 Northlake Square
Tucker, GA 30084 MOSB, UCV,
SCV, UDC

ADDRESS CHANGES

Miles Huskey
109 Oakland Lane
Sweetwater, TN 37874

Michael Friedel
P.O. Box 54953
Lexington, KY 40555


WANTED

My enthusiasm for collecting has been rejuvenated and currently I am interested in purchasing National Representative badges and miniature souvenir canteens up to approximately five inches. I am only interested in items in good condition. Please write with description and price. Ed Huyer, 975 Summer Hill Drive, Gambrills, MD 21054

A MISSISSIPPI SQUADRON ASSOCIATION BADGE (OR NOT?)

By Howard Siglag

Author's note: The Union formed the Western Gunboat Fleet (also called the Western of Gulf Blockading Squadron) in January of 1862 under the auspices of the War Department. Rear Admiral David



Federal Order.

Having been appointed to the Command of the Western Gulf Blockading Squadron, to which you have been assigned by the Hon. Secretary of the Navy, you will, until further ordered, report to me in conformity with the existing orders of my predecessor.

*D.G. Farragut
F.O. Western Gulf
Blockg Squadron.*

Illustration #1 above.

Federal Order

Having been appointed to the command of the Western Gulf Blockading Squadron to which you have been assigned by the Hon. Secretary of the Navy, you will, until further ordered, report to me in conformity with the existing orders of my predecessor.

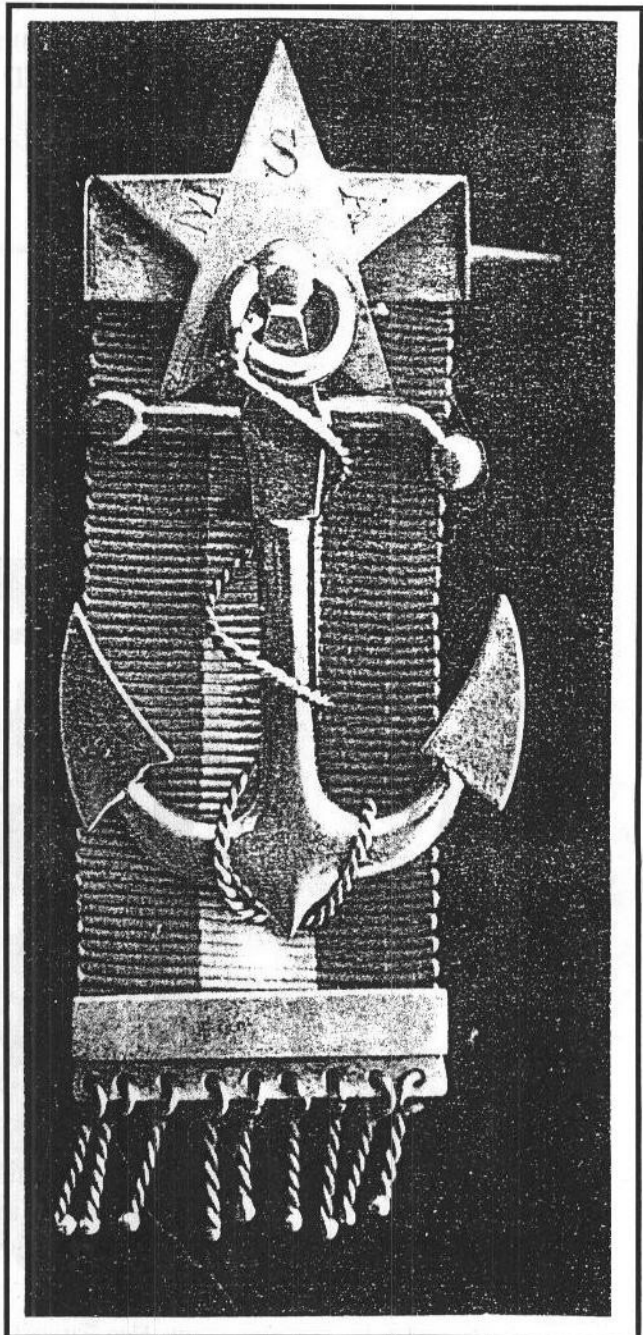
*D.G. Farragut
F.O. Western Gulf
Blockg Squadron*

Dixon Porter took command on October 1, 1862 and renamed the fleet the Mississippi Gunboat Squadron which was placed under the Department of the Navy. David Farragut was also appointed commander (see illustration #1 with reference to the Western Gulf Blockading Squadron). Rear Admiral S.P. Lee became commander on November 1, 1864. At maximum strength, the Mississippi Gunboat Squadron was composed of 80 vessels. On August 14, 1865, this squadron was disbanded and ceased to exist.

My purpose in writing this article is two fold. First, I would like to present what I believe to be a rare Civil War Naval Society badge. I use the word "believe" because to date, this cannot be documented. Secondly, I ask the members for their input in the hopes of uncovering more information.

I am the fifth owner of the badge in question. The first owner was its recipient, Andrew S. Thompson whose history will follow. The second owner was a collector who purchased the badge in the mid 1970's directly from

Thompson's 85 year old daughter. The third owner is a collector-dealer (in naval material) who sold the badge to the fourth owner, a military dealer who sold the badge to me. It came with Andie Thompson's G.A.R. membership badge which was also obtained directly from his daughter. She claimed that her father wore only two badges to military reunions and meetings, his G.A.R. membership badge and his MSA badge. Unfortunately, two weeks before I



Above. Mississippi Gunboat Squadron badge.



Above. Andie Thompson

found the badge, the fourth owner had a terrible fire in his shop and all his paper goods went up in smoke including Andie's discharge and photographs but the badge survived. Fortunately, I was able to obtain photocopies of these lost photo's. Illustration #2 on the facing page shows a young

Andie Thompson. The badge can be seen in illustration #3 on the facing page. It is a gold plate silver fouled anchor, attached to a silver five pointed star. On the upper three points of the star are the three letters "M S A". A pin clasp is attached to the back of the star from which is attached a red, white and blue

striped ribbon, at the bottom is a brass plated strip with hanging pieces made to look like rope ends. The anchor measures 22mm wide and the length from the star to the base of the anchor measures 44mm. I believe as do all the previous owners that this badge represents the Mississippi Squadron Association (MSA).

Andie Thompson was born in Cincinnati, Ohio on December 24, 1844 being the only son of Robert Parks Thompson and Mary L. Carr Thompson. In 1861, at age 17, Thompson joined the Cincinnati Home Guard as a private and enlisted in the Navy on November 23, 1863 again in Cincinnati. Shortly after training, he was sent to the Mississippi Gunboat Squadron as acting master's mate arriving on December 29, 1863. He served on the U.S.S. Glide, U.S.S. Tallahassee and the U.S.S. Great Western. In May of 1864, he was watch keeper aboard the U.S.S. Winnebago (for one year) participating in the Battle of Mobile Bay under Admiral Farragut (8/5/1864). In April of 1865, he was transferred to the U.S.S. Siren. His last act for the Department of the Navy was to compile a list of ships of the Mississippi Squadron to be kept by the government. He was discharged from the Navy on 7/19/1865 at the age of twenty

and returned to Cincinnati where he became a bookkeeper/accountant and served in the Ohio National Guard as a private through 1868. He married his first wife, Elizabeth M. Brooke of Eaton, Ohio on March 26, 1868. She died eleven years later. He then transferred to San Antonio, Texas where he married his second wife, Leonora M.V. Gill on May 16, 1888. There were two daughters from this marriage (Elizabeth born in 1889 and Leonora born in 1891). Andie applied for a disabled veteran's pension in 1905. he lived in the National Home for Disabled Veterans in Johnson City, Tennessee and later was transferred to the United States Naval Home in Philadelphia. he died on March 15, 1926 at the age of 81 years, 3 months and 22 days. Any additional information from members would be greatly appreciated.

would have enough to last a year or more. Please take the time to send in that article that you have been meaning too but have just keep putting off.

I was recently honored to be a part of the official S.U.V./S.C.V. veterans honor guard at the dedication of the Maryland state monument at Gettysburg, Pa. This is one of the few if not only times a dual color guard participated in such an activity. I was particularly pleased to be a part of this as I had a Great Great Grandfather who fought in a Md. regiment and also another one that fought in a Pa. regiment that was at Gettysburg in 1863.

The following weekend it was again my pleasure to be apart of the honor guard during the Gettysburg Remembrance Day parade and ceremony. I also enjoyed speaking with many of our members during these two weekends.



Illustration #2

is of a ribbon they had made up on occasion of the 26th National held in their hometown in 1892. It is vertically striped red, white and blue with gold print and tassel at the bottom.

Illustration #2 (above) is a gold post badge with blue enamel. Generally, only the wealthier posts ordered this type of badges. This badge is available in trade. If anyone is interested contact Rance Hulshart

SECRETARY'S MESSAGE

By Rance Hulshart

First off I hope every members' Thanksgiving and Christmas was a pleasant one and would like to wish everyone a Happy New Year. I urge that everyone truly embrace the real meaning behind their respective religious observances.

As always, but particularly now I am running low on researched articles, If every member sent in one article I

KIT CARSON G.A.R. POST NO. 2 DEPARTMENT OF THE POTOMAC

Submitted by Rance Hulshart and Ken Johnson

Located in Washington, D.C. the Kit Carson Post, in view of surviving memorabilia obviously, had within its membership some wealthy members.

Illustration #1 (bottom right)




Illustration #1

**A Lucky Find-Guidons
from
GEN. JOHN SEDGWICK
POST NO. 37 G.A.R.
YORK, PA.**


by Rance Hulshart

Allow me to relate to you one of those days at a public sale which makes all those unrewarding ones worthwhile and keeps you going back. The sale in question really didn't have anything advertised besides a few WWI items but it was only located one mile away and there was no other sales on this particular day nearby. Besides, the home was located at the end of a private drive overlooking an old quarry which isn't visible from the

public road, and I figured this afforded me an opportunity to view the quarry which holds many legends in this area. While viewing the sale items I noticed nothing that interested me until near the very end when I spotted seven cabinet cards all of members of the local G.A.R. Post 37. This in itself was enough to make me willing to stay all day if necessary. Overall, there wasn't much at the sale so I figured it would only take a couple of hours to complete. I asked the auctioneer about the approximate time the contents of this small room (where the photo's were located) would be sold. As luck would have it (literally as I later found out), the items in the room in question would not be sold until the end of the sale. I thought to myself what will I do for several hours? After having a coffee and chatting with friends, I decided to look inside a run-down old shed. Just inside the door was an old rolled up guidons complete with staff which was only missing the spear head! Upon unrolling it I discovered the guidon illustrated below left. I couldn't believe I had found my hometown G.A.R. guidons! I carefully rolled it up and went back to the sale.

Eventually the photo's came up and I was able to purchase the seven for \$15. By now all the contents of the house were sold and few bidders remained. The auctioneer announced that was it and thanks for coming. I quickly asked what about the items in the shed. His reply was that he had forgotten about it, and that he would sell its contents right away. The first item he grabbed was the guidons, by now my adrenalin was running. Without unrolling it he asked for an opening bid of \$1 which I gladly gave. To my astonishment no one else bid and the guidons was mine. Later I

found out through members of the Capt. E.M. Ruhl Camp No. 33 S.V. York, Pa. (of which I am a member) that the deceased owner of the estate was a past member of the camp in the 1940's and apparently had obtained some of the G.A.R. property at that time. The building where the S.V. camp met which contained many of Post 37's items burned to the ground in the early 1950's with almost all of the items perishing. Again it was a stroke of luck that for some reason this past member had obtained these items.



Above. A lucky find - guidons from GAR Post 37, York, PA

NEW C.W.V.H.A. MEMBERSHIP BADGES AVAILABLE

New enamel and brass membership badges have been obtained by Howard Siglag, 183 Hazelwood Drive, Westbury, N.Y 11590. The cost of a badge is \$10. (NOTE: WHEN ORDERING MAKE CHECK OUT TO HOWARD SIGLAG NOT C.W.V.H.A.)

U.S. GRANT POST NO. 5 MEMORIAM RIBBON/ BADGE


Submitted by Ken Johnson

Illustrated below is a beautiful U.S. GRANT Post No. 5 G.A.R Philadelphia, Pa. Memoriam ribbon in its original Baltimore Badge & Novelty Company Baltimore, Md. cardboard box.

(Editors Note; What follows is a list of manufacturers markings that all relate to the same company. Perhaps a Maryland member with access to various

Baltimore business directories could research this company and date the various markings. For the researcher this would be an important study as it could be used to date badges and ribbons with variations of this company's name but no date present such as this Memoriam ribbon. I have observed the following names on G.A.R. ribbons:


1. Baltimore Badge & Novelty Company
2. Torsch & Minks Badge Company
3. Torsch & Lee
4. Torsch & Franz
5. Minks Badge Company)



Above. U.S. Grant Post No. 5 badge.

MINIATURE 36th G.A.R. NATIONAL 1902 GOBLET

By Rance Hulshart



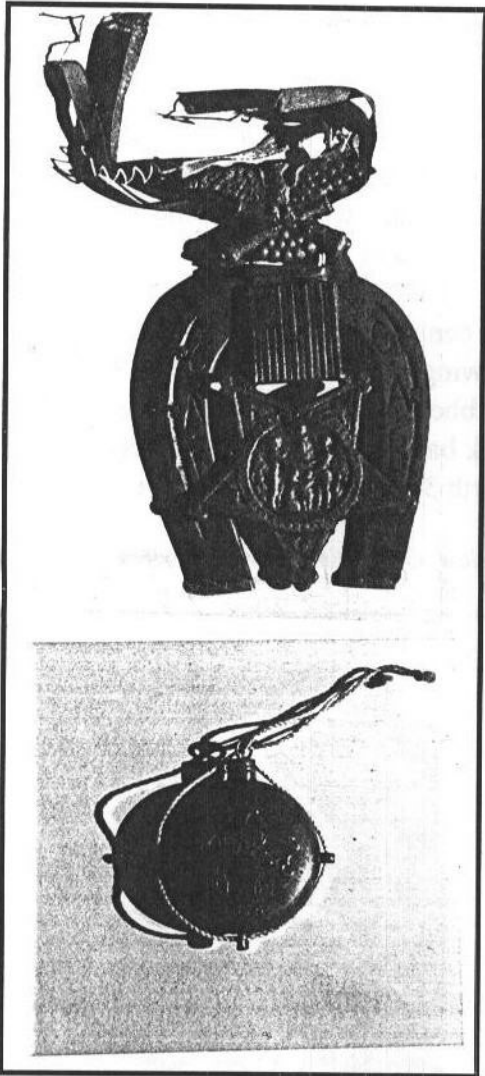
Above. Ruby-flashed G.A.R. souvenir goblet.

Illustrated is a miniature goblet, the top approximately 1/2 of the cup is flashed red ruby while the bottom 1/2 is like cut glass. Obverse of the red ruby is marked in gold Souvenir/ G.A.R./ Washington/ Oct. 6-11th/ 1902. The reverse is marked Isabelle N. Wittet. Overall height is 4 inches, top of goblet is two inches wide. I will appreciate if any member who owns a 1902 National journal would look up this name in the index to see if by chance Wittet was someone of prominence within the organization.



G.A.R. TRADE CARDS

Submitted by Dave Aeberli

Illustrated below are three views of part of a set of 64 trade cards circa 1900 obviously geared towards C.W. veterans who were members of the G.A.R.. One view is of the obverse of the cards, another of a single card with G.A.R. membership badge motif and motto and sixteen of the set of sixty-four cards. Each card is numbered and are 2 13/16 X 3 15/16.



Above For Sale. (Top) GAR horseshoe badge, 3 1/2" x 2", "GAR" horseshoe, marked on reverse "F M Mayhew Maker Phila." (Bottom) 1 1/4" canteen. Front and back read the same "1776 1876 GAR." if interested make offer to Ralph Jennings, 301 Fort Washington Ave. Fort Washington, PA 19034.



G.A.R. TOOL PRINTING BLOCKS. Among the many things I have learned while collecting is never figure you have seen it all, just when you start thinking that something totally new shows up. Shown in the illustration to the left is such an item. G.A.R. Series Toy Printing Blocks in the original cardboard box. Among other things the lid is marked Rob't. H. Ingersoll New York Pat'd. Feb. 20th, 1883. I have not had the opportunity to research this patent yet but very much look forward to doing so. Inside are the original directions for use and twelve ink stamping blocks consisting of six standing soldiers, three cavalrymen, two cannon and one tent. The idea was to stamp on paper various battle scenes, etc. Also included is the original tin cased ink stamping pad. The case is marked Everlasting Pad/ R.H.I. & Bro., also in small print Art Metal Co. N.Y. The box is 5 3/4 X 4 3/4

G.A.R./ GARFIELD RIBBON

By Rance Hulshart

Illustrated is a very elaborate ribbon most likely used by a G.A.R. Honor or Body Guard of some sort at James Abram Garfield funeral. Garfield progressed up the ranks during the to become a Major General U.S.V. He was elected as the 20th President of the U.S. in 1880 and was shot in office, dying on Sept. 19, 1881.

The ribbon has a pin back brass bar with geometric designs. The center of the ribbon is blue velvet with various widths of gold bullion trim. It has gold bullion spread winged eagle and white GAR crisscrossed with light red FIELD (GARFIELD). The edge of the ribbon is bordered with ruffled black crepe with gold fringe at the bottom. The reverse has a red silk backing with applied label marked Clarence A. Hart & Co./ Manufacture Of/ Badges/ 136 North 31 Street Phila. The reason I feel this is a funeral ribbon is the black ruffled crepe border.

Below. GARFIELD memorian ribbon.

Price List of Battlefield Relics

— FOR SALE BY —

J. A. DANNER,
GETTYSBURG, PA.

- Shells from 50 cents to \$1.50,
Canes 25 cents,
Bullets 3 for 5 cents,
Coal Oil Lamps from Shell \$1.25,
Pieces of Shells from 10 cents to \$1.00,
Grape Shot 25 cents,
Canister 10 cents,
Stereoscopic Views \$1.00 to \$1.50 per dozen,
Cabinet Views 25 cents each,
8x10 Cabinet Views 50 cents to \$1.00 each,
Small Collections of Relics, consisting of bullets, &c., in frame, \$5.00 and upwards,
Large Collections, containing from 50 to 75 pieces, all labeled and where found, from \$125.00 to \$175.00,
Bachelder's Battlefield Guide Book 50 cents and \$1.00,
Danner's Pocket Guide Book 10 cents.



Left. John Danner owned and operated one of Gettysburg's first Civil War museums and obviously sold relics in a gift shop. Years after the museum closed and the collection was sold, George Rosensteel traced the collection to Mass., purchased it and returned it to Gettysburg where it is now part of the National Park Museum. Submitted by Tom Gordon.