

CIVIL WAR VETERANS HISTORICAL ASSOCIATION

"The 4th Battalion"

Volume ONE Number FIVE

March, 1988

PRESIDENTS MESSAGE:

On To Ashland, Ohio: It is my hope that most of you will be able to attend the Ohio Civil War Show on April 29, 30 and May 1. I have again confirmed our dining and meeting facilities with the Surry Inn. We will be able to use the facilities as long as we desire. I will endeavor to keep the meeting as short as possible but there are important items that must be discussed." We will have nominations for President, Treasurer and Secretary. Do we need more officers? We will conduct old and new business. For those who can not be in Ashland but would like an issue discussed please notify the secretary prior to the meeting.

DJK

The dinner and meeting will be Saturday evening April 30, 1988. The time will be announced at the show. Guests of members are welcome to attend.

April 29, Doors open to exhibitors only- Friday Evening 5:00 to 9:00 P.M.
Show: Saturday, April 30, 9:00 A.M. to 5:00 P.M.- Sunday, May 1, 9:00 A.M. to 3:00 P.M.

The new membership applications have been completed and will be distributed at Ashland, Ohio. For those members that are unable to be at Ashland they will receive the new forms by mail. Please distribute the forms to increase our membership. The annual membership fee of \$5.00 is now due. Please send dues to the Treasurer, Dr. Howard Siglar, 183 Hazelwood Dr., Westbury, NY 11590.

CIVIL WAR VETERANS HISTORICAL ASSOCIATION badge designed by Richard A. Haussmann is being manufactured at the present time in California. The badge will be for sale at Ashland and by mail for a nominal fee.

We welcome the following new members:

Orland L. Roberts
Donald P. Kay P.E. (Lt. Col. California Guard)
Grand Army of the Republic Memorial Association-Aurora, Il.

Peter Coulton is currently attempting to acquire a UVU membership badge.

The schedule of events for the 125th anniversary of the battle of Gettysburg are still confused in regards to changing the dates for the relic show, the various gun shows etc. This matter will be clarified in the next newsletter.

Some interesting facts concerning The Blue And The Gray At Gettysburg
Seventy Fifth Reunion- June 29-July 5, 1938

A special questionnaire and letter was sent to 12,500 Civil War men. Within two months, more than 70% had been returned. Many were stamped "DECEASED." At this time 10,000 Civil War veterans were living, of whom 5,265 were ex-Union soldiers.

Approximately 1,845 of the 10,000 then living chose to attend, each veteran being permitted a chosen escort (expenses paid), whether family member or friend. The number of ex-Union men attending the reunion 1,356. The number of ex-Confederate soldiers 489. The five states with the largest number of veterans attending the reunion:

| State | Veterans |
|-------------------|----------|
| California..... | 150 |
| Texas..... | 130 |
| Pennsylvania..... | 115 |
| Ohio..... | 103 |
| Illinois..... | 95 |

Each veteran attending the reunion was given an inscribed badge. Recently badges have been surfacing that were not inscribed. Due to the uncertainty of the number of veterans that would attend, apparently more badges were manufactured than needed.

The secretary of our organization had a Civil War exhibit on display at the re-opening of the Grand Army Of The Republic Post Number 153 Department Of Pennsylvania, Carnegie, Pennsylvania. During the re-opening the following incident occurred. An elderly gentleman came to my display and asked me if I had ever seen one of these, pointing to a Gettysburg Commemorative half-dollar. I replied, yes. The elderly gentleman then informed me that his grandfather, James Power Sankey had posed for the sculptor. Needless to say, I had an interesting conversation with Mr. Sankey's grandson.

James Power Sankey, the only surviving member of Captain Thomas Espy Post No. 153, Grand Army of the Republic answered his last earthly summons on November 6, 1938. He was born in New Castle, Pennsylvania on December 3, 1846.

He had enlisted in the Union Army at the age of sixteen, and was the last survivor of the 100th Regiment (Roundheads) Pennsylvania Volunteers. He was one of the early members of G. A. R. Post No. 153.

So far as is known, Mr. Sankey was the only person to pose for an American half-dollar designed by Sculptor Frank Vittor of Pittsburgh for the 75th anniversary celebration of the Battle of Gettysburg. Mr. Sankey spent a week at Gettysburg during the celebration.

Marshall J. Brighenti

We wish to thank Dennis Loba for submitting the enclosed articles on G. A. R. Flags and Banners.

page three

Members areas of interest published on a rotating basis:

David J. Maloney Jr.
1612 Shookstown Rd.
Frederick, Md 21701
GAR special interests all related items

Gilbert S. Deibler
437 Cameron St.
Marysville, Pa 17053
GAR UVL UVU EX-POW NAVAL VETS UCV ARMY NURSES WRC LADIES OF THE GAR SONS OF
VET NATIONAL ENCAMPMENT BADGES, Pa. STATE ENCAMPMENT BADGES, CABINET CARD
PHOTOS OF PA GAR VETS, MEMORIAM RIBBONS OF PA POSTS, RESEARCH ON LOCAL GAR
POSTS

Tom Rung
1060 Schneider Ave .
Union, NJ 07083
AREAS OF INTEREST-ALL, SPECIAL INTEREST-GETTYSBURG

Edward R. Huyer
975 Summerhill Dr.
Gambrills, MD 21054
GAR UCV ENCAMPMENTS, FLASKS, SOUVENIRS

Orland L. Roberts
4216 Anna Ave.
Lyons, Il 60534
GAR

Donald P. Kay P.E. (Lt. Col. California Guard)
2000 Scott Lane
Los Altos, California 94022
GAR NATIONAL ENCAMPMENT DELEGATE OR SOUVENIR BADGES, (GOOD COPY) HISTORY OF
THE GAR

GRAND ARMY OF THE REPUBLIC MEMORIAL ASSOCIATION
P.O. BOX 1043
AURORA, Il 60507

Please contact members for buying, selling, trading or exchange of
information. Members are also requested to submit questions on relative
subjects to the secretary.

With the large number of veterans migrating to the west coast, there
should be a great amount of material available in that area. An answer is
requested from west coast members.

The increased demand for Gettysburg related items is overwhelming.
Therefore, so are the prices.!!!!!!

page four

ANSWERS TO QUESTIONS FROM VOLUME ONE NUMBER FOUR:

#1 There was no response to the question pertaining to GAR unit rifle or marching competitions in the late 1800's.

#2 Information on GAR post flags: Enclosed article by Dennis Loba

QUESTIONS:

#1 Is there resource material available that identifies delegates that attended Ex-Union POW conventions?

Coming Events:

Mid-South Civil War Show-March 19 and 20-Fairgrounds Memphis, Tn

Civil War Relic And Book Show-April 9-Kena Shrine Temple, 9001 Arlington Blvd. (US Rt 50) Fairfax, Va

ASHLAND! ASHLAND! ASHLAND! TO QUOTE DENNIS "OUR SHOW"
OHIO Civil War Show-April 30 and May 1- Ashland College Convocation Center,
Ashland, Ohio 300 tables

CWVHA

Secretary,

Marshall J. Brughent

G.A.R. Flags and Banners

Recently, one of our members asked for information on Grand Army flags and banners. I know it's a question that I (as well as others) have probably pondered about at one time or another, especially after seeing a well preserved one in someone's collection or in a display at "our" show in Ashland (Ohio).

The first place that I started my search was in the books and manuals that contain the rules and regulations of the G.A.R.. After a lengthy look into many National Journals, Rituals, the Manual of the G.A.R. (a forerunner of Beath's "Bluebook" Series), and finally the Grand Army Bluebook itself, I was only able to locate one direct reference to the G.A.R. flags. Although largely overlooked by most G.A.R. Collectors (it's a very repetitious series) the "Bluebook" compiled and written by Past Commander-in-Chief Robert B. Beath (starting in 1884) is an excellent reference on the G.A.R.. It was printed (under the direction of the National Encampment) as a "handy reference" to the Rules and Regulations and contains all the important decisions and opinions rendered through the Grand Army's peak years by its Judge Advocate Generals.

I searched some seven different Bluebook volumes starting with the 1885 edition and finally located what I was after in the 1891 volume. There is no section entitled "Flags and Banners" however, and what I did find was a footnote-like notation in the "Official Badges" chapter. Then Commander-in-Chief Wheelock G. Veazey had made a suggestion concerning them (note: suggestion not regulation) apparently during his term as Commander-in-Chief (August 1890-August 1891). (See Exhibit 1 for Veazey's portrait and Exhibits 1A & 1B for his suggestion taken from the Bluebook (1891). I was unable to locate a copy of the actual circular he issued).

Commander Veazey's "suggestion" for the Grand Army's flags and banners appears to follow the established colors for the officer's membership badge borders: blue for posts, red for departments (state), and yellow for the National Encampment. He also specifies the lettering, etc on the National Colors. Apparently he thought that the flags and banners already carried "in the field" were of such variation that something needed to be done to make them more uniform. Veazey however, was also careful not to offend or dampen the spirits of those veterans already carrying their "non-suggested" types by allowing those flags and banners to remain until their useful life was over.

With the general criteria of National Headquarters thus established, what did the actual flags and banners look like? Was Commander Veazey's suggestion followed? We can clear these important questions up in several ways. First by examining the catalogs of several manufacturers of the period, it's possible to see just exactly what the veterans had to choose from. These catalogs show and describe the different styles, colors, and types of flags and banners of which the veterans could select from in order to purchase their "colors". The Horstmann and M.C. Lilley Companies were both well known suppliers of G.A.R. goods and the products they carried are typical of most manufacturers of the time (see Exhibits 2-5).

Most of these flags and banners were made of silk with all the appropriate emblems, designs, numbers, and lettering handpainted directly on to the silk. It's interesting to note that the banners in particular, were sold (previously and probably after Veazey's circular) with red, white, or blue background silk colors.

Obviously, the easiest way to determine what these flags and banners looked like is to study the photos of veterans carrying them or to actually physically examine those that still exist. I personally have seen post banners with white, red, and blue background colors. Most however appear to have followed Commander Veazey's circular. Grand Army National Colors again appear to have also followed Veazey's guidelines even to the lettering or numbers painted on only the red stripes. Unfortunately for us, not many of these flags and banners have survived in any kind of decent shape. The painted areas on the silk tend to crack underneath it and then tear away. I have examined some six or seven original post banners and all of them have some form of cracking present.

Of all the flags however, that have survived, there is one type that seems to have fared better than the rest. It is not listed in any of the manufacturer's catalogs probably due to it's unfortunate use-the casket or memorial flag. For some unexplained reason, these flags are usually found in good or better condition.

It may be due to their size approximately 32"x46", or possibly because the family was given them as a memorial to the deceased veteran. These flags usually have at least the post name, number, and town handpainted on them. I have examined ones though, that even have the deceased's name and regiment painted on them.

So in conclusion, it appears that there never was any official regulation for G.A.R. flags, only a "suggestion". It also appears that at least for a while, the manufacturers were not following Commander Veazey's suggestion but that generally the veteran's did by following the information found in Beath's Bluebook. I hope that I have answered Mr. Schrock's question in a manner which is informative and credible. I also welcome any further questions or possible information that I may have overlooked in researching this subject.

James


EXHIBIT 1A

DEPARTMENT AND POST FLAGS.

In order to secure uniformity in the colors carried by Posts and Departments on parade, Commander-in-Chief W. G. Veazey has made the following suggestions by circular to the Grand Army of the Republic :

For Head-quarters of Departments.—A silk flag, color red (cherry), the same shade as the edge of the badge ribbon worn by Department officers; the insignia thereon to be the membership badge of the Order, with the regular plain flag-ribbon and eagle, having above the eagle two silver stars, and in gilt letters above the stars the words *Department of*, and below the badge the name of the Department and the letters G. A. R., or the words they signify; fringe of bullion or knotted yellow silk; cords and tassels of red and white silk intermixed; size of color, if a flag, about four feet six inches fly and four feet on the pike, which, including spear-head or eagle and ferrule, should be nine feet six inches long. If a banner is carried instead of a flag, the size is left optional, but the color and general effect should be as above described. The coat of arms of the State may be upon one side of the flag or banner, if preferred, instead of the badge, but the lettering should be alike on both sides.

For Posts.—The same flag, except that the color will be blue, the same shade or darker than the edge of the badge-ribbon worn by Post officers; the insignia upon the same to be the membership badge with the regular plain flag-ribbon and eagle, having above it the name, number, and location of the Post, and below it the name of the Department and the letters G. A. R., or the words they signify, in gilt letters; both sides of the color alike, unless the



WHEELLOCK G. VEAZEY.

EXHIBIT 1B

Department and Post flags continued.

coat of arms of the State be preferred for one side instead of the badge; fringe of bullion or knotted yellow silk; cords and tassels blue and white intermixed; size of Post colors to be six feet six inches fly by six feet on the pike, which, including spear-head and ferrule, is to be nine feet ten inches long.

The regular national United States flag, carried by Posts, having upon the red stripes, in gold letters, the name, number, and location of the Post, and the name of the Department, should conform in size and trimming to the blue flag above described; the union, or field of blue, to be thirty-one inches in length and extending to the lower edge of the fourth red stripe from the top.

A Post may very properly carry both the blue flag and the "stars and stripes," but if only one is selected the latter is to be preferred.

All colors should be provided with proper carrying belts and water-proof cases to protect them when furled.

All small "markers" or flags for Posts will be blue in color.

For Head-quarters Grand Army of the Republic.—The Head-quarters of the Grand Army of the Republic will be designated by a flag similar to that prescribed for Departments, except that the color will be buff, the insignia thereon four silver stars above the badge and the words *Head-quarters Grand Army of the Republic*; the coat of arms of the United States to be upon one side in place of the badge; cords and tassels of buff, red, and blue silk intermixed.


These suggestions are not intended to affect any colors now in use, but only to apply to those hereafter procured, that at future parades, eventually, the character of an organization or Head-quarters may be readily determined by its colors.

PRICES FOR BANNERS

- No. 1 Size 24 x 36 inches, "Front" Red, White or Blue Silk, Gilt lettering on two scrolls and G. A. R. Badge painted in oil, trimmed with gilt open work lace all around edges, gilt bouillon fringe at bottom, heavy gilt cord and tassels, and suspended from stretcher by lace loops, ash staff with metal eagle. "Back" plain silesia lined—complete, \$30.00
 - No. 1 Size 24 x 36 inches, as above, with silk back and more elaborately trimmed, 45.00
 - No. 1 Size 27 x 40 inches, as above, with silk back, 50.00
 - No. 1 Size 40 x 54 inches, as above, with silk back, 65.00
 - No. 1 Size 48 x 60 inches, as above, with silk back, 75.00
 - No. 2 Size 36 x 50 inches; "Front" Red, White or Blue Silk, Lettering and Painting same as No. 1, trimmed with rich gilt open work lace all around edges, gilt bouillon fringe around sides and bottom, heavy gilt cable cords and tassels at top and sides, cable cord drapery and tassels, Banner suspended by four gilt lace loops from an ebonized stretcher, gilt Dart and Feather, gilt metal eagle on an ebonized and jointed staff. "Back" Silk, trimmed with gilt open work lace, \$70.00
 - No. 2 Size 40 x 54 inches, same as above, . . . \$75.00 85.00
 - No. 2 Size 48 x 60 inches, same as above, . . . 90.00 100.00
- Any of above with carved gilt Rifle and Bayonet Stretcher, \$8.00 additional.

Estimates for Banners of special and more elaborate design, either Painted or Embroidered, furnished on application.


SILK BANNERS



No. 1

For Prices see page 33

SILK BANNERS



No. 2

For Prices see page 33

SILK FLAGS




All our Silk Flags and Banners are made of the very best quality silk, specially made for the purpose, and are carefully hand-sewed. Colors are as fast as they can possibly be made; painting and lettering executed by first-class artists, who understand thoroughly how to paint on silk so that it will not crack or break; workmanship of the very best, and an experience of many years, enables us to guarantee satisfaction in all respects.

We Trim our Silk Flags in the following Styles

- Style A. Trimmed with Yellow Silk Bouillon Fringe, Plain Ash Staff, Brass Spear, Silk Cord and Tassels, Oil Cloth Cover, and Black Patent Leather Belt.
- Style B. Trimmed with Yellow Silk Bouillon Fringe, Screw Jointed Ash Staff, Brass Spear, Silk Cord and Tassels, Oil Cloth Cover and Black Patent Leather Belt.
- Style C. Trimmed with Yellow Silk Bouillon Fringe, Screw Jointed Ebonized Ash Staff, Brass Spear, Silk Cord and Tassels, Oil Cloth Cover, and Black Patent Leather Belt.
- Style D. Trimmed with Yellow Silk U. S. Fringe, Screw Jointed Ebonized Ash Staff, Gilt Eagle, fine Silk Cord and Tassels, Oil Cloth Cover and Black Enamelled Leather Belt.
- Style E. Same as Style D, with all Metal Mountings finely Gilt.

NOTE.—If Gilt Bouillon Fringe and Gilt Cord and Tassels are desired in place of Silk, we will put same on Styles D and E without extra charge, on Styles A, B and C, add \$3.00 additional.

SILK POST FLAGS



Red, White or Blue Silk, with G. A. R. Badge painted in oil on both sides, name, number and location of post painted in scrolls top and bottom of badge on both sides, mounted and trimmed complete in any of the following styles:

| | B | C | D | E |
|-----------------|---------|---------|---------|---------|
| 4 x 5 feet, | \$55.00 | \$60.00 | \$70.00 | \$75.00 |
| 6 x 6 1/2 feet, | 80.00 | 85.00 | 95.00 | 100.00 |

For description of above styles see page 36.

NOTE.—Post Flags can be made with either Fish Tail or Square End.

SILK U. S. FLAGS

WITH GILT STARS IN FIELD

| SIZE | TRIMMED COMPLETE STYLE | | | | |
|--|------------------------|---------|---------|---------|---------|
| | A | B | C | D | E |
| 3 1/2 x 4 feet, . . . | \$25.00 | \$27.50 | \$30.50 | | |
| 3 1/2 x 5 feet, . . . | 29.00 | 31.00 | 33.00 | | |
| 4 1/2 x 6 feet, . . . | 37.00 | 40.00 | 42.50 | \$53.00 | \$58.00 |
| 4 1/2 x 7 feet, . . . | 41.00 | 43.00 | 47.00 | 58.00 | 63.00 |
| 6 x 8 feet, . . . | 54.00 | 56.00 | 59.00 | 71.00 | 76.00 |
| 6 x 9 feet, . . . | | 61.00 | 65.00 | 75.00 | 81.00 |
| 6 x 10 feet, . . . | | 68.00 | 71.00 | 83.00 | 88.00 |
| Army Regulation } 6 x 6 1/2 feet, } | | 47.00 | 51.00 | 62.00 | 68.00 |

For description of above styles see page 36.

Lettering above in gold leaf, both sides, . . . 30 cents per letter

Our lettering on Silk Flags is done in "Real Gold Leaf," each letter being finished with a high-light which makes it show up very bold, and gives it a perfect finish.

New Regulation Silk U. S. Flag, size 6 x 6 1/2 feet, with white silk embroidered stars in field, trimmed with yellow silk knotted fringe, 1/2 inch, fine silk cord and tassels, mounted on a jointed ash staff, with spear or eagle (spear is regulation) oil cloth cover and enamelled leather belt, all complete ready to carry, \$87.50

Same as above, with name and number of Post embroidered in white silk on stripe, . . . 100.00

REGIMENTAL SILK FLAGS

With U. S. of any State Coat of Arms painted in oil on both sides, including lettering, mounted and trimmed complete in any of the following styles:

| | B | C | D | E |
|-----------------|---------|----------|----------|----------|
| 4 1/2 x 6 feet, | \$98.50 | \$102.00 | \$107.00 | \$113.00 |
| 6 x 6 1/2 " | 118.00 | 121.00 | 133.00 | 140.00 |

For description of above styles see page 36.

SILK GUIDE FLAGS



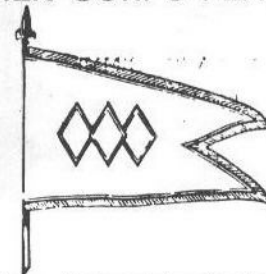
Size, 18 x 24 inches, trimmed with Yellow Cut Silk Fringe, 1/2 inch, mounted on 6-foot Staff with Gilt Wood Spear, Oil Cloth Cover, and with gold lettering on both sides, as follows:

| | each |
|-------------------------------------|--------|
| With number of Post only, | \$5.50 |
| " lettering as per cut, | 7.00 |
| " full name and number, | 8.50 |

Same as above, but mounted on Polished Ash Staff, 6-foot, with Polished Brass Spear, Oil Cloth Cover, with Gold Lettering on both sides, as follows:

| | each |
|-------------------------------------|--------|
| With number of Post only, | \$7.00 |
| " lettering as per cut, | 8.50 |
| " full name and number, | 10.00 |

SILK CORPS FLAGS



Size, 18 x 24 inches, with Corps' device painted in centre, in three colors, (red, white and blue), representing First, Second and Third Divisions, trimmed with Yellow Cut Silk Fringe, 1/2 inch, mounted on 6-foot Staffs, with Gilded Wood Spears, and Oil Cloth Covers, per set of 27, \$130.00. Single, \$5.50.

As above but mounted on Polished Ash Staffs, 6-foot, with Metal Spears, and Oil Cloth Covers, per set of 27, \$150.00. Single, \$6.50.



G. A. R. Flags.

- 3980. Flag 52x82 inches, made of single thickness, blue flag silk, G. A. R. Badge painted in center in oil colors, name and number of Post above, and location below the badge, in gold lettering on both sides. Trimmed with silk bullion fringe and silk cord and tassels, 9 foot staff, metal spear head, belt and cover, complete for.....\$45 00
- 3981. Same as 3980, but 6x8 1/2 feet..... 55 00
- 3982. Same as 3980, 52x82 inches, but gilt fringe and tassels, and metal eagle instead of spear head on staff..... 52 00
- 3983. Same as 3980, but 6x8 1/2 feet, and gilt fringe and tassels and eagle..... 61 00
- 3985. Flag 6x8 1/2 feet, of best blue banner silk, single thickness, G. A. R. Badge painted in oil colors, in good style, and name, number, and location of Post on both sides in gold. Trimmed with gilt bullion fringe and tassels, 10 foot staff and metal eagle, belt and cover, complete for..... 95 00
- 3985 1/2. Same as 3985, but silk fringe and silk cord and tassels..... 92 00

3986. Flag 6x8 1/2 feet, of best blue banner silk, double, on front G. A. R. Badge, painted in oil colors, fine work. On reverse, three large lines of lettering in gold, shaded. Mounted upon 10 foot, polished walnut staff, with screw joint, fine metal eagle, double belt and cover, all of best quality, complete for.....\$145 00



No. 3986.

G. A. R. Banner.

3978. G. A. R. Banner, 36x54 inches, front of fine flag silk; reverse of silesia, G.A.R. Badge, name, number, and location of Post hand-

- somely painted in gold and colors, trimmed with gilt lace, cord and tassels, and fringe on end, staff surmounted by eagle, and belt for carrying banner.....\$38 00
- 3978a. Same as 3978, but with silk on both sides. 44 00
- 3996. G. A. R. Banner, of fine flag silk, both sides, 36x54 inches, G. A. R. Badge, name, number, and location of Post finely painted in gold and colors, trimmed with gilt lace, gilt cord and tassels, gilt fringe on end, polished walnut staff, surmounted by eagle, and belt for carrying banner..... 60 00
- 3996a. G. A. R. Banner, same as 3996, but front of best banner silk and richly trimmed..... 80 00
- 3996b. G. A. R. Banner, both sides of best banner silk, and fine heavy gold trimmings, with fringe on sides and end.....100 00

Silk Double Flags.

G. A. R. and U. S. combined.

- 3990. Flag 52x82 inches, front of blue flag silk, with G. A. R. Badge, painted in oil colors, name, number, and location of Post in gold letters; reverse a flag silk U. S. flag, with gilt stars; trimmed with silk bullion fringe, cord and tassels; 9 foot staff, metal spear head, belt and cord, complete for.....\$65 00
 - 3991. Same as 3990, but 6x8 1/2 feet..... 85 00
 - 3992. Same as 3990, but 52x82 inches, gilt fringe, cord and tassels, and metal eagle instead of spear head..... 86 00
 - 3993. Same as 3990, but 6x8 1/2 feet, and gilt fringe, cord and tassels, and metal eagle..... 90 00
 - 3994. Flag 6x8 1/2 feet, front of best blue banner silk, G. A. R. Badge painted in oil colors, name, number, and location of Post in gold letters; reverse a U. S. flag of fine flag silk, gold stars; mounted on 10 foot polished walnut staff, with screw joint and metal eagle; trimmed with gilt fringe, cord and tassels, belt and cover, complete for.....130 00
 - 3995. Same as 3994, but reverse of best banner silk, extra fine painting, longer gilt fringe, longer cord and tassels, and double belt, complete for.....160 00
- Estimates on other Flags will be cheerfully furnished.



G. A. R. Banner.

No. 3997-36x60 inches.

- 3997. G. A. R. Banner, 36x60 inches. Front of blue or other colored flag silk; reverse of red or other colored flag silk; hood with initials of motto of different colored silk, handsomely painted, as shown in illustration; gilt lace, fringe, cord and tassels, and guide cord; staff, eagle and belt, all complete.....\$60 00
- 3997a. G. A. R. Banner, 36x60 inches, front of best banner silk, with hood; reverse of fine flag silk, richly trimmed.....100 00

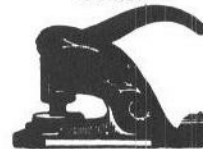
3997b. G. A. R. Banner, 36x60 inches, both sides of best quality banner silk, fine heavy gold trimmings, silk velvet hood, with embroidered initials of motto.....\$150 00



CORPS FLAG

Corps Flags of white bunting, staff and spear head, handsomely painted, each..... \$1 50
Corps Flags, muslin, printed, twenty-two in a set, on sticks, per set..... 4 00

Seals.



388. Seal and Press, best quality.....\$7 00, \$5 00, \$3 00
388 1/2. Seal and Press, second quality..... 4 00



POST GUIDON

Post Guidons, bunting, as shown in illustration; staff and spear head, no fringe, each..... \$2 00
 Post Guidon, silk U. S. flag, with badge and stars in field, staff and spear..... \$2 00, \$2 50 to 3 00
 Post Guidon, 18x24 inches, blue silk, fringe, cord and tassels, jointed staff, eagle, the badge, name, and location handsomely painted in gold..... \$15 00 to 20 00

Books.

Upton's Infantry Tactics, Abridged and Revised by Lieut. Hugh T. Reed, U. S. Army, paper..... \$0 60
 Same, cloth..... 90
 Reed's Broom Tactics for Young Ladies, paper..... 30
 Reed's Signal Tactics..... 90
 Elements of Military Science and Tactics, by Lieut. Hugh T. Reed, U. S. A., 470 pages, leather, price..... 3 50
 Reed's Abridgment of U. S. Artillery Tactics..... 60



Silk G. A. R. Flag, 16x24 inches, each..... \$0 75

Lanterns and Scenes for G. A. R. Use.
 BEAUTIFUL AND EFFECTIVE METHOD OF ILLUSTRATING SECRET SOCIETY WORK.

